

2023 MUSKOGEE COUNTY ASSESSOR'S OFFICE REPORT TO THE EXCISE BOARD

07/26/2023

City/Village								
DISTRICT	DESCRIPTION	PERSONAL PROPERTY	REAL PROPERTY	PUBLIC SERVICE	TOTAL VALUATION	HOMESTEAD EXEMPTIONS	OTHER EXEMPTIONS	NET VALUATION
BOYN	BOYNTON CITY FEE	23,368	341,576	161,631	526,575	34,314	15,144	477,117
BRAG	BRAGGS CITY FEE	46,157	632,490	402,634	1,081,281	41,538	37,586	1,002,157
CHEC	CHECOTAH CITY FEE	0	0	0	0	0	0	0
COUN	COUNCIL HILL CITY FEE	22,115	280,092	109,025	411,232	30,783	15,940	364,509
FORT	FORT GIBSON CITY FEE	10,857,580	23,098,973	3,497,961	37,454,514	523,623	1,036,100	35,894,791
HASK	HASKELL CITY FEE	1,240,326	7,346,121	478,960	9,065,407	291,799	233,369	8,540,239
MUS	MUSKOGEE CITY FEE	118,272,876	200,305,685	16,672,782	335,251,343	5,289,898	5,594,638	324,366,807
OKTA	OKTAHA CITY FEE	60,781	732,114	168,957	961,852	60,967	22,800	878,085
PORU	PORUM CITY FEE	81,472	1,168,106	434,516	1,684,094	116,814	30,850	1,536,430
SUM	SUMMIT CITY FEE	2,657	229,989	55,368	288,014	35,053	7,132	245,829
TAFT	TAFT CITY FEE	93,802	478,867	204,089	776,758	42,897	8,056	725,805
WAIN	WAINWRIGHT CITY FEE	5,087	181,306	90,170	276,563	30,896	2,100	243,567
WARN	WARNER CITY FEE	666,230	4,339,619	1,345,177	6,351,026	189,305	84,320	6,077,401
WEBB	WEBBERS FALLS CITY FEE	572,473	2,021,514	663,197	3,257,184	64,634	78,895	3,113,655
CITY/VILLAGE TOTAL VALUATION		131,944,924	241,156,452	24,284,467	397,385,843	6,752,521	7,166,930	383,466,392

County								
DISTRICT	DESCRIPTION	PERSONAL PROPERTY	REAL PROPERTY	PUBLIC SERVICE	TOTAL VALUATION	HOMESTEAD EXEMPTIONS	OTHER EXEMPTIONS	NET VALUATION
C001	MUSKOGEE COUNTY	164,639,771	353,529,291	135,630,972	653,800,034	10,982,808	12,724,046	630,093,180
COUNTY TOTAL VALUATION		164,639,771	353,529,291	135,630,972	653,800,034	10,982,808	12,724,046	630,093,180

Fire-District								
DISTRICT	DESCRIPTION	PERSONAL PROPERTY	REAL PROPERTY	PUBLIC SERVICE	TOTAL VALUATION	HOMESTEAD EXEMPTIONS	OTHER EXEMPTIONS	NET VALUATION
GBFD	GOOSENECK BEND F.D.	1,090,111	7,121,403	491,386	8,702,900	0	0	8,702,900
FIRE-DISTRICT TOTAL VALUATION		1,090,111	7,121,403	491,386	8,702,900	0	0	8,702,900

Other								
DISTRICT	DESCRIPTION	PERSONAL PROPERTY	REAL PROPERTY	PUBLIC SERVICE	TOTAL VALUATION	HOMESTEAD EXEMPTIONS	OTHER EXEMPTIONS	NET VALUATION
EMS	EMERGENCY MEDICAL SERV	164,639,771	353,529,291	135,630,972	653,800,034	10,982,808	12,724,046	630,093,180

2023 MUSKOGEE COUNTY ASSESSOR'S OFFICE REPORT TO THE EXCISE BOARD

07/26/2023

OTHER TOTAL VALUATION	164,639,771	353,529,291	135,630,972	653,800,034	10,982,808	12,724,046	630,093,180
-----------------------	-------------	-------------	-------------	-------------	------------	------------	-------------

School								
DISTRICT	DESCRIPTION	PERSONAL PROPERTY	REAL PROPERTY	PUBLIC SERVICE	TOTAL VALUATION	HOMESTEAD EXEMPTIONS	OTHER EXEMPTIONS	NET VALUATION
D-9	WAINWRIGHT	309,117	3,380,601	2,415,580	6,105,298	170,450	80,400	5,854,448
I-2	HASKELL	13,770,669	18,357,613	9,814,431	41,942,713	721,107	674,502	40,547,104
I-20	MUSKOGEE	121,585,478	197,494,882	22,663,213	341,743,573	5,530,115	5,995,578	330,217,880
I-29	HILLDALE	10,019,963	47,186,484	4,476,418	61,682,865	1,301,160	2,082,936	58,298,769
I-3	FORT GIBSON	13,297,646	40,323,309	72,705,069	126,326,024	930,592	2,001,215	123,394,217
I-46	BRAGGS	322,655	3,762,662	4,620,810	8,706,127	224,121	320,034	8,161,972
I-6	WEBBERS FALLS	2,099,112	7,620,914	1,183,314	10,903,340	347,762	406,817	10,148,761
I-74	WARNER	1,439,527	13,384,696	3,591,327	18,415,550	582,172	433,556	17,399,822
I-8	OKTAHA	799,078	10,184,742	4,862,005	15,845,825	471,626	432,650	14,941,549
I-88	PORUM	623,670	7,336,983	4,333,866	12,294,519	478,189	207,757	11,608,573
JI-19	CHECOTAH	480	3,443	104	4,027	0	0	4,027
JI-27	MIDWAY	329,199	3,152,438	2,878,275	6,359,912	159,618	56,973	6,143,321
JI-6	GORE	43,177	1,340,524	2,086,560	3,470,261	65,896	31,628	3,372,737
SCHOOL TOTAL VALUATION		164,639,771	353,529,291	135,630,972	653,800,034	10,982,808	12,724,046	630,093,180

TIF-District								
DISTRICT	DESCRIPTION	PERSONAL PROPERTY	REAL PROPERTY	PUBLIC SERVICE	TOTAL VALUATION	HOMESTEAD EXEMPTIONS	OTHER EXEMPTIONS	NET VALUATION
57	20A-MT1	691,299	1,796,572	0	2,487,871	-11,483	-1,341	2,500,695
TIF-DISTRICT TOTAL VALUATION		691,299	1,796,572	0	2,487,871	-11,483	-1,341	2,500,695

Vo-Tech								
DISTRICT	DESCRIPTION	PERSONAL PROPERTY	REAL PROPERTY	PUBLIC SERVICE	TOTAL VALUATION	HOMESTEAD EXEMPTIONS	OTHER EXEMPTIONS	NET VALUATION
V04	INDIAN CAPITAL TECH CENT	164,639,771	353,529,291	135,630,972	653,800,034	10,982,808	12,724,046	630,093,180
VO-TECH TOTAL VALUATION		164,639,771	353,529,291	135,630,972	653,800,034	10,982,808	12,724,046	630,093,180

2023 MUSKOGEE COUNTY ASSESSOR'S OFFICE REPORT TO THE EXCISE BOARD

07/26/2023

I, Ron Dean, Assessor of Muskogee County Oklahoma, do hereby certify that the foregoing is a true and correct statement of valuations for Real Estate, Personal Property, Public Service and Homestead Exemptions as certified by the State Board of Equalization and shown by the records in the County Assessor's office. Subscribed by my name and affixed the seal of the County Assessors office on this day of 07/26/2023.

State of Oklahoma)
) SS
Muskogee County)

Ron Dean by Sarah Wallis

7-26-2023
Date

Ron Dean
County Assessor
Muskogee County

Seal

I, , County Clerk of Muskogee County Oklahoma, do hereby certify that the above is a true, correct and complete list of the valuations of Muskogee County Oklahoma as certified by the Muskogee County Assessor's office.

Excise Board:

Tom Thompson

Deeyo Miring
Cliff

RRB

County Clerk
Muskogee County

7/31/2023
Date



Real	Count	Value
Agricultural	0	0
Commercial	23	40,923
Residential	405	300,653
Total Real Value	428	341,576
Homestead	33	34,314
Veteran	6	15,144
Other	0	0
Total Exempt	45	49,458

TIF Increment Value

Net Assessed 292,118

Net Assessed Under Protest

Senior Freeze	8	21,842
Capped Parcels	159	452,517

Personal	Count	Value
Agricultural	3	1,264
Commercial	6	3,962
Mobile Home	5	18,142
Total Personal	14	23,368
Total Exempt	0	0

TIF Increment Value

Net Assessed 23,368

Net Assessed Under Protest

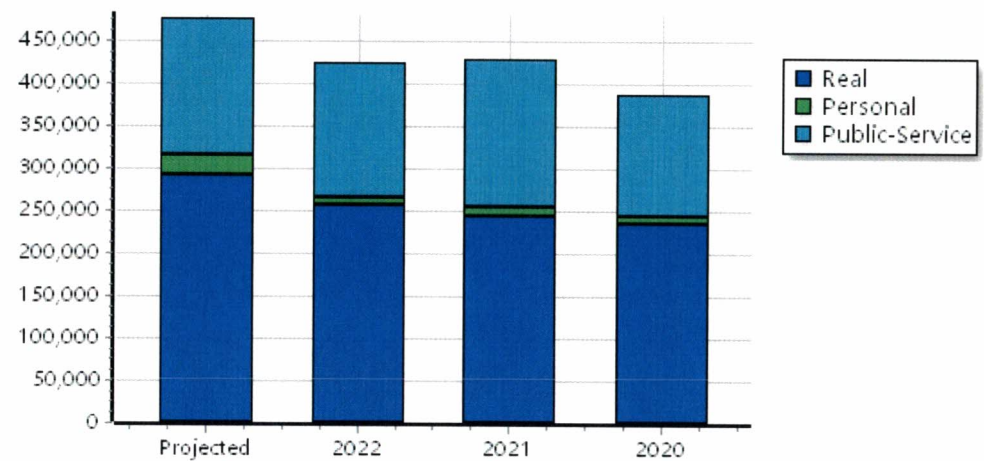
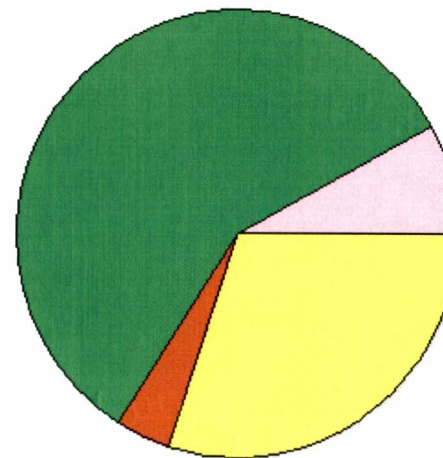
Public Service	Count	Value
Total PS Value	6	161,631
TIF Increment Value		
Net Assessed		161,631

District Totals

Total Gross Value	526,575
Homestead Loss	34,314
Other Exemption Loss	15,144
TIF Increment Value	
Retained TIF Value	
Net Assessed Value	477,117

Net Assessed Under Protest

* Public Service Protests Values are not included on this report.



Real	Count	Value
Agricultural	1	159
Commercial	18	52,069
Residential	183	580,262
Total Real Value	202	632,490
Homestead	41	41,538
Veteran	5	37,586
Other	0	0
Total Exempt	48	79,124

TIF Increment Value

Net Assessed 553,366

Net Assessed Under Protest

Senior Freeze	5	17,161
Capped Parcels	97	252,728

Personal	Count	Value
Agricultural	2	1,804
Commercial	15	39,994
Mobile Home	4	4,359
Total Personal	21	46,157
Total Exempt	0	0

TIF Increment Value

Net Assessed 46,157

Net Assessed Under Protest

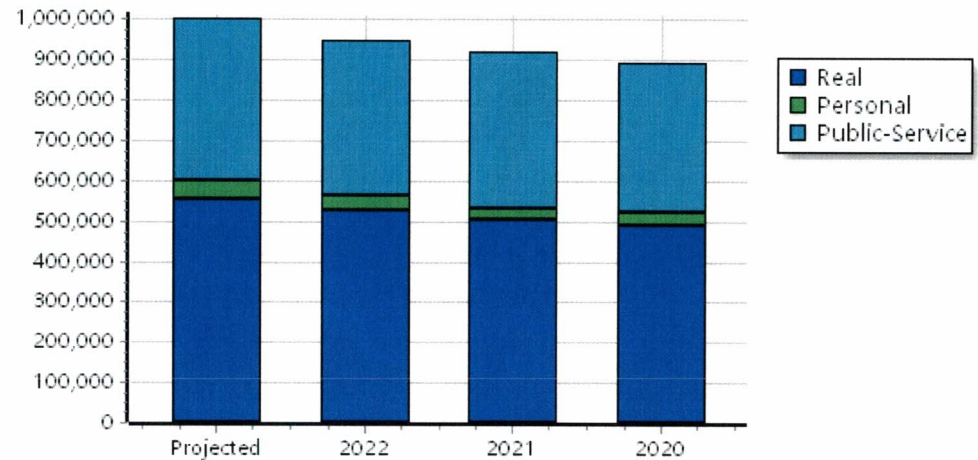

Public Service	Count	Value
Total PS Value	12	402,634
TIF Increment Value		
Net Assessed		402,634

District Totals

Total Gross Value	1,081,281
Homestead Loss	41,538
Other Exemption Loss	37,586
TIF Increment Value	
Retained TIF Value	
Net Assessed Value	1,002,157

Net Assessed Under Protest

* Public Service Protests Values are not included on this report.



Real	Count	Value
Agricultural	0	0
Commercial	0	0
Residential	0	0
Total Real Value	0	0

Homestead	0	0
Veteran	0	0
Other	0	0
Total Exempt	0	0

TIF Increment Value

Net Assessed 0

Net Assessed Under Protest

Senior Freeze	0	0
Capped Parcels	0	0

Personal	Count	Value
Agricultural	0	0
Commercial	0	0
Mobile Home	0	0
Total Personal	0	0

Total Exempt 0

TIF Increment Value

Net Assessed 0

Net Assessed Under Protest

Public Service	Count	Value
Total PS Value	0	0

TIF Increment Value

Net Assessed 0

District Totals

Total Gross Value	0
Homestead Loss	0
Other Exemption Loss	0

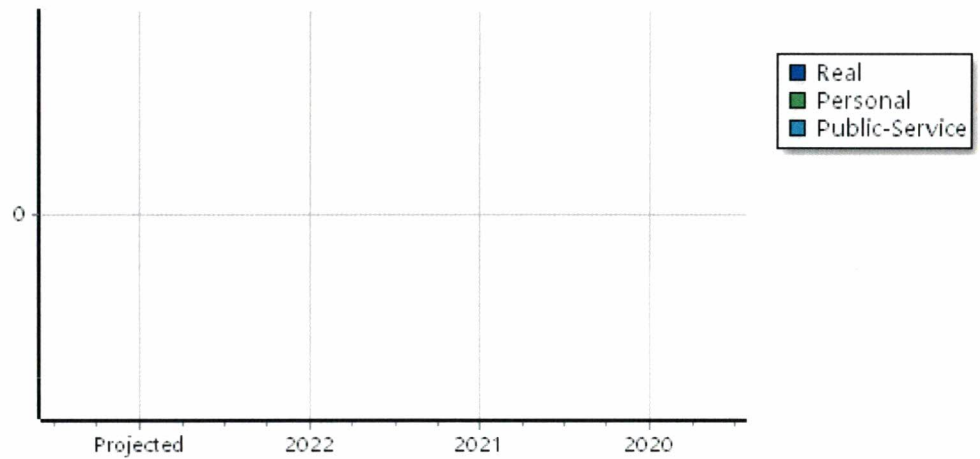
TIF Increment Value

Retained TIF Value

Net Assessed Value 0

Net Assessed Under Protest

* Public Service Protests Values are not included on this report.



Real	Count	Value
Agricultural	2	28
Commercial	8	37,090
Residential	169	242,974
Total Real Value	179	280,092

Homestead	24	30,783
Veteran	1	15,940
Other	0	0
Total Exempt	32	46,723

TIF Increment Value

Net Assessed 233,369

Net Assessed Under Protest

Senior Freeze	8	27,353
Capped Parcels	150	418,758

Personal	Count	Value
Agricultural	2	1,800
Commercial	7	5,266
Mobile Home	4	15,249
Total Personal	13	22,315

Total Exempt 1 200

TIF Increment Value

Net Assessed 22,115

Net Assessed Under Protest

Public Service	Count	Value
Total PS Value	6	109,025

TIF Increment Value

Net Assessed 109,025

District Totals

Total Gross Value	411,432
Homestead Loss	30,783
Other Exemption Loss	16,140

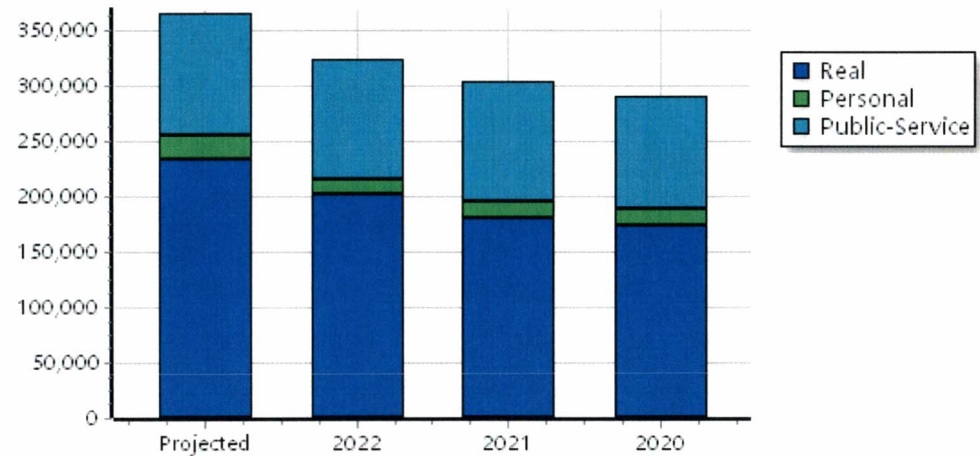
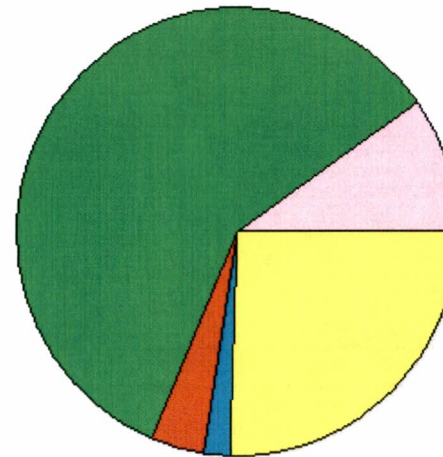
TIF Increment Value

Retained TIF Value

Net Assessed Value 364,509

Net Assessed Under Protest

* Public Service Protests Values are not included on this report.



Real	Count	Value
Agricultural	96	225,256
Commercial	156	4,739,557
Residential	1,599	18,134,160
Total Real Value	1,851	23,098,973
Homestead	492	523,623
Veteran	59	1,036,100
Other	0	0
Total Exempt	588	1,559,723

TIF Increment Value

Net Assessed 21,539,250

Net Assessed Under Protest

Senior Freeze	74	334,166
Capped Parcels	1,040	6,496,164

Personal	Count	Value
Agricultural	20	27,027
Commercial	160	11,219,824
Mobile Home	99	78,078
Total Personal	279	11,324,929
Total Exempt	5	467,349

TIF Increment Value

Net Assessed 10,857,580

Net Assessed Under Protest

Public Service	Count	Value
Total PS Value	13	3,497,961

TIF Increment Value

Net Assessed 3,497,961

District Totals

Total Gross Value	37,921,863
Homestead Loss	523,623
Other Exemption Loss	1,503,449

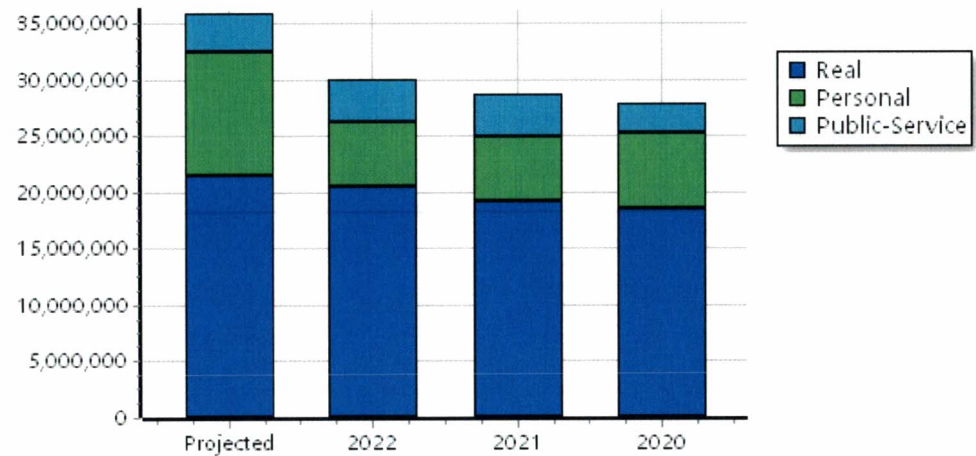
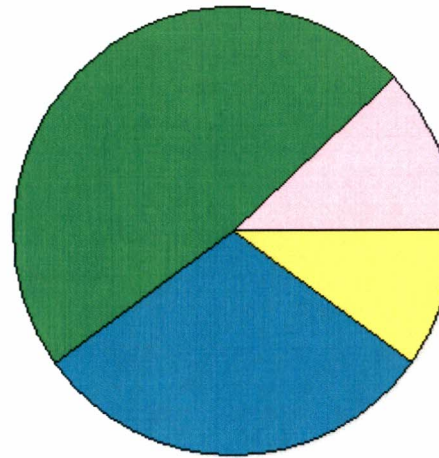
TIF Increment Value

Retained TIF Value

Net Assessed Value 35,894,791

Net Assessed Under Protest

* Public Service Protests Values are not included on this report.



Real	Count	Value
Agricultural	67	293,029
Commercial	152	1,636,335
Residential	1,165	5,416,757
Total Real Value	1,384	7,346,121

Homestead	267	291,799
Veteran	22	233,369
Other	0	0
Total Exempt	318	525,168

TIF Increment Value

Net Assessed 6,820,953

Net Assessed Under Protest

Senior Freeze	60	313,881
Capped Parcels	626	4,538,442

Personal	Count	Value
Agricultural	10	25,171
Commercial	93	1,193,681
Mobile Home	19	23,674
Total Personal	122	1,242,526

Total Exempt 2 2,200

TIF Increment Value

Net Assessed 1,240,326

Net Assessed Under Protest

Public Service	Count	Value
Total PS Value	11	478,960

TIF Increment Value

Net Assessed 478,960

District Totals

Total Gross Value	9,067,607
Homestead Loss	291,799
Other Exemption Loss	235,569

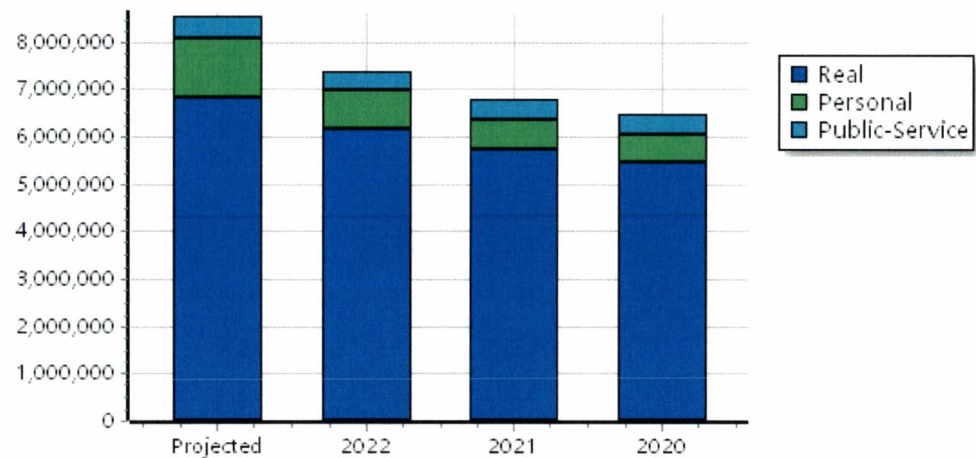
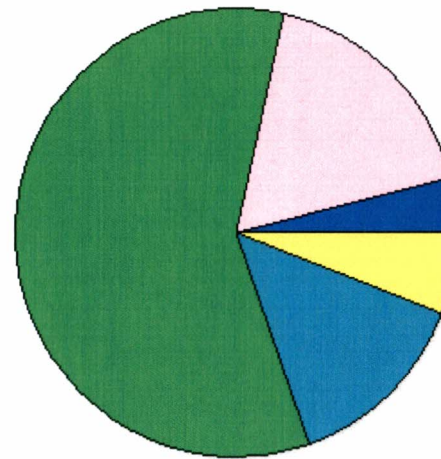
TIF Increment Value

Retained TIF Value

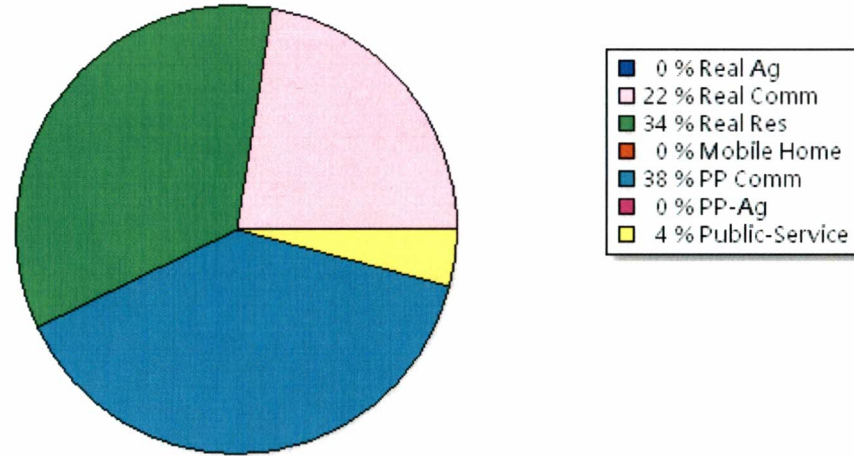
Net Assessed Value 8,540,239

Net Assessed Under Protest

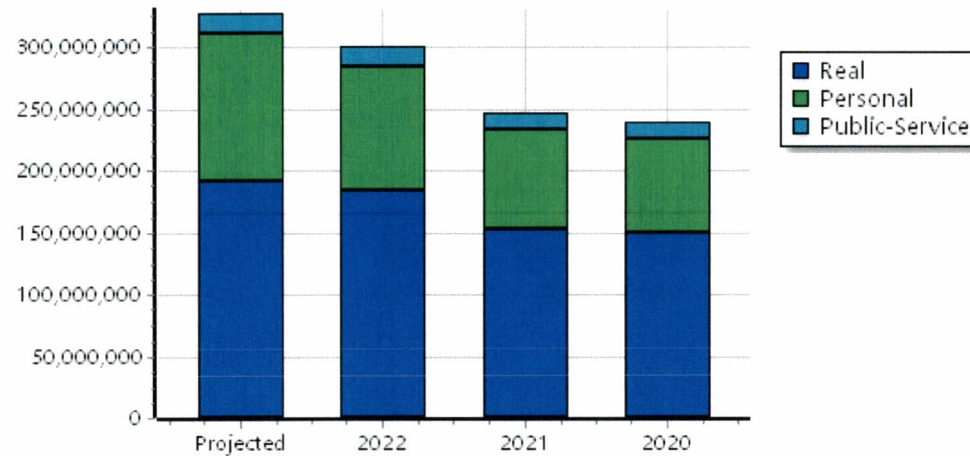
* Public Service Protests Values are not included on this report.



Real	Count	Value
Agricultural	221	746,485
Commercial	2,037	80,300,473
Residential	17,996	121,068,123
Total Real Value	20,254	202,115,081
Homestead	4,986	5,289,898
Veteran	437	5,594,638
Other	0	0
Total Exempt	5,809	10,884,536
TIF Increment Value		1,809,396
Net Assessed		189,421,149
Net Assessed Under Protest		
Senior Freeze	857	1,997,695
Capped Parcels	6,654	57,525,693



Personal	Count	Value
Agricultural	65	79,746
Commercial	1,536	137,450,922
Mobile Home	303	341,775
Total Personal	1,904	137,872,443
Total Exempt	33	18,908,268
TIF Increment Value		691,299
Net Assessed		118,272,876
Net Assessed Under Protest		
Public Service	Count	Value
Total PS Value	53	16,672,782
TIF Increment Value		0
Net Assessed		16,672,782



District Totals	
Total Gross Value	356,660,306
Homestead Loss	5,289,898
Other Exemption Loss	24,502,906
TIF Increment Value	2,500,695
Retained TIF Value	
Net Assessed Value	324,366,807
Net Assessed Under Protest	

TIF Project Summary						
Code	Description	Expires	Base Value	Increment Value	Retained Inc	Total Value
1	20A-MT 1	2034	787,960	2,500,695		3,288,655
Total TIF Valuation :			787,960	2,500,695	0	3,288,655

* Public Service Protests Values are not included on this report.

Real	Count	Value
Agricultural	1	12,748
Commercial	0	0
Residential	214	719,366
Total Real Value	215	732,114
Homestead	53	60,967
Veteran	3	22,800
Other	0	0
Total Exempt	66	83,767

TIF Increment Value

Net Assessed 648,347

Net Assessed Under Protest

Senior Freeze	13	48,059
Capped Parcels	185	458,031

Personal	Count	Value
Agricultural	1	864
Commercial	11	26,463
Mobile Home	30	33,454
Total Personal	42	60,781
Total Exempt	0	0

TIF Increment Value

Net Assessed 60,781

Net Assessed Under Protest

Public Service	Count	Value
Total PS Value	9	168,957

TIF Increment Value

Net Assessed 168,957

District Totals

Total Gross Value	961,852
Homestead Loss	60,967
Other Exemption Loss	22,800

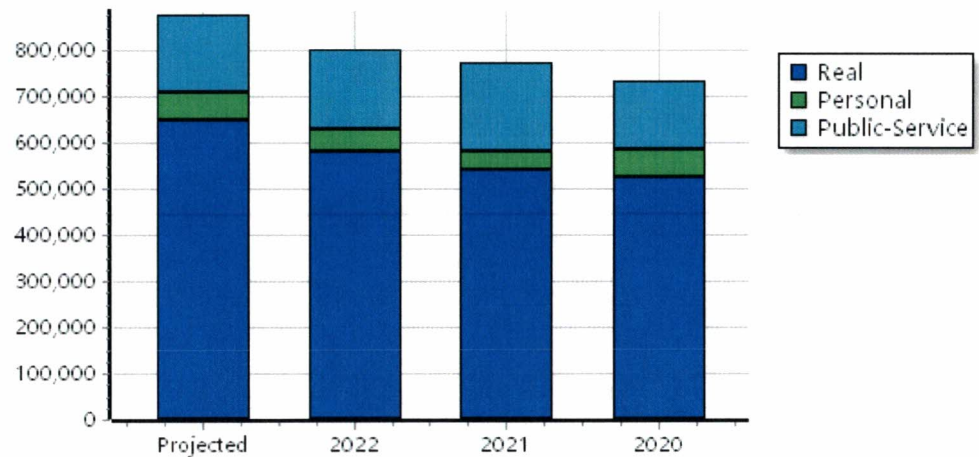

TIF Increment Value

Retained TIF Value

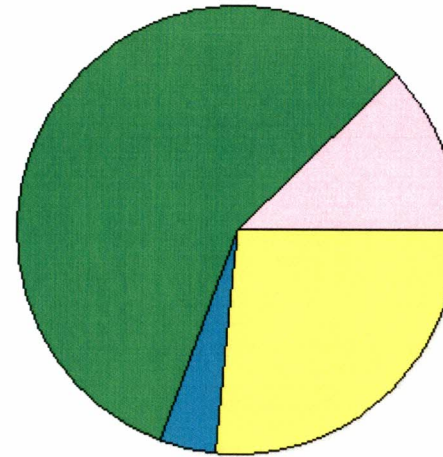
Net Assessed Value 878,085

Net Assessed Under Protest

* Public Service Protests Values are not included on this report.



Real	Count	Value
Agricultural	1	323
Commercial	44	210,698
Residential	635	957,085
Total Real Value	680	1,168,106
Homestead	106	116,814
Veteran	6	30,850
Other	0	0
Total Exempt	130	147,664



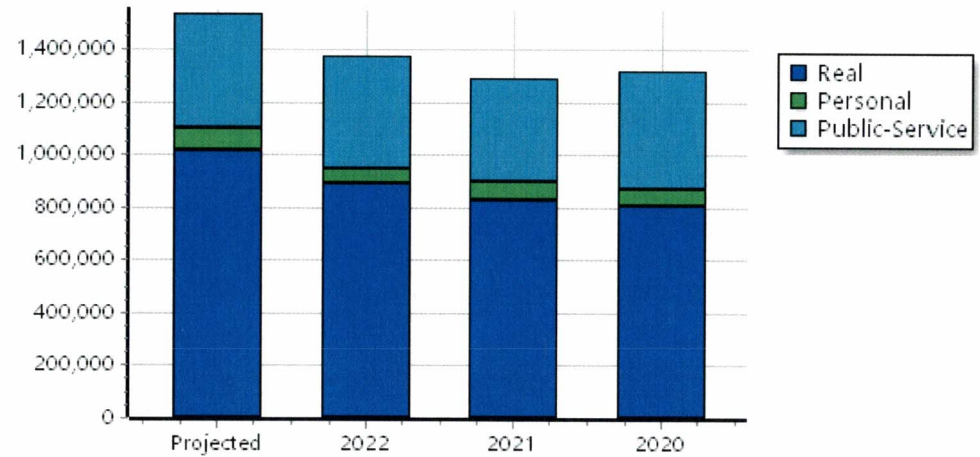
TIF Increment Value

Net Assessed 1,020,442

Net Assessed Under Protest

Senior Freeze	19	58,199
Capped Parcels	655	1,237,397

Personal	Count	Value
Agricultural	3	3,372
Commercial	28	66,592
Mobile Home	7	11,508
Total Personal	38	81,472
Total Exempt	0	0



TIF Increment Value

Net Assessed 81,472

Net Assessed Under Protest

Public Service	Count	Value
Total PS Value	8	434,516
TIF Increment Value		
Net Assessed		434,516

District Totals	
Total Gross Value	1,684,094
Homestead Loss	116,814
Other Exemption Loss	30,850
TIF Increment Value	
Retained TIF Value	
Net Assessed Value	1,536,430
Net Assessed Under Protest	

* Public Service Protests Values are not included on this report.

Real	Count	Value
Agricultural	13	3,504
Commercial	6	48,047
Residential	540	178,438
Total Real Value	559	229,989

Homestead	34	35,053
Veteran	2	7,132
Other	0	0
Total Exempt	43	42,185

TIF Increment Value

Net Assessed 187,804

Net Assessed Under Protest

Senior Freeze	5	14,438
Capped Parcels	173	207,857

Personal	Count	Value
Agricultural	0	0
Commercial	6	1,773
Mobile Home	1	884
Total Personal	7	2,657

Total Exempt 0

TIF Increment Value

Net Assessed 2,657

Net Assessed Under Protest

Public Service	Count	Value
Total PS Value	6	55,368

TIF Increment Value

Net Assessed 55,368

District Totals

Total Gross Value	288,014
Homestead Loss	35,053
Other Exemption Loss	7,132

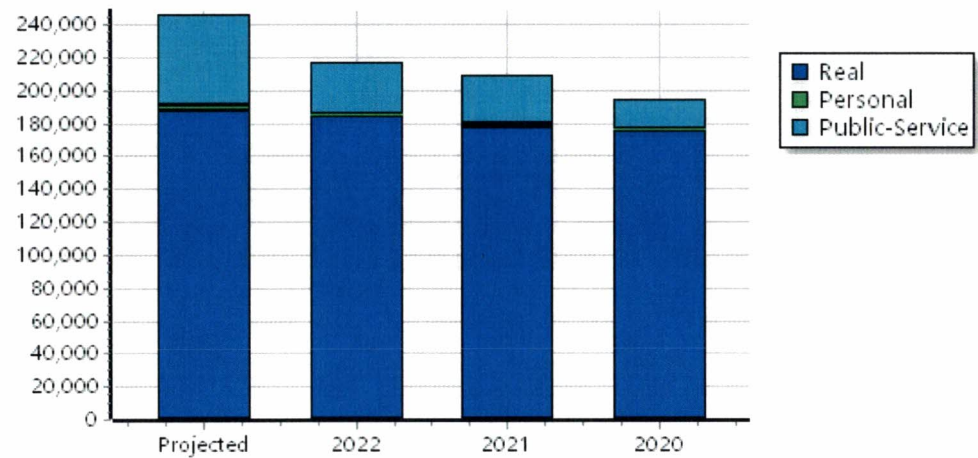
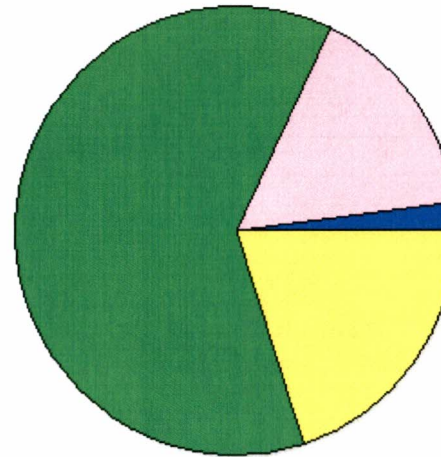
TIF Increment Value

Retained TIF Value

Net Assessed Value 245,829

Net Assessed Under Protest

* Public Service Protests Values are not included on this report.



Real	Count	Value
Agricultural	26	26,088
Commercial	17	25,869
Residential	1,060	426,910
Total Real Value	1,103	478,867

Homestead	42	42,897
Veteran	2	8,056
Other	0	0
Total Exempt	48	50,953

TIF Increment Value

Net Assessed 427,914

Net Assessed Under Protest

Senior Freeze	9	54,660
Capped Parcels	346	415,468

Personal	Count	Value
Agricultural	3	4,536
Commercial	17	79,580
Mobile Home	4	9,886
Total Personal	24	94,002

Total Exempt 1 200

TIF Increment Value

Net Assessed 93,802

Net Assessed Under Protest

Public Service	Count	Value
Total PS Value	8	204,089

TIF Increment Value

Net Assessed 204,089

District Totals

Total Gross Value	776,958
Homestead Loss	42,897
Other Exemption Loss	8,256

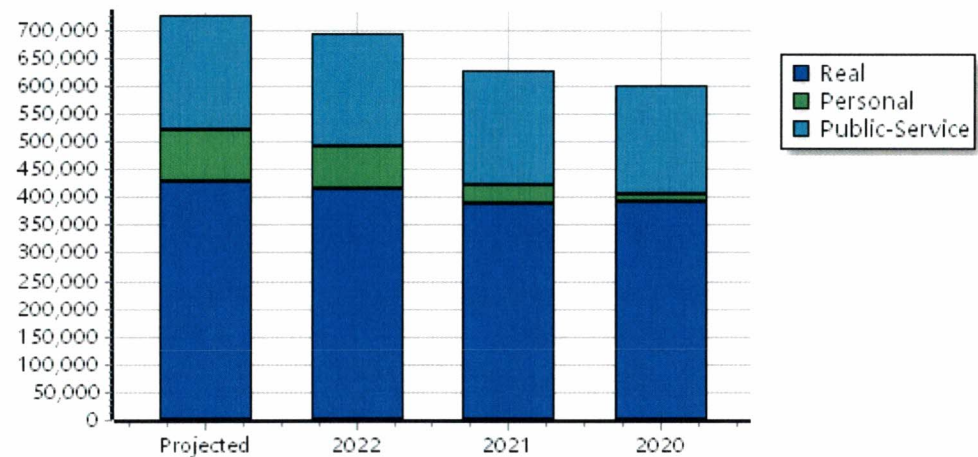
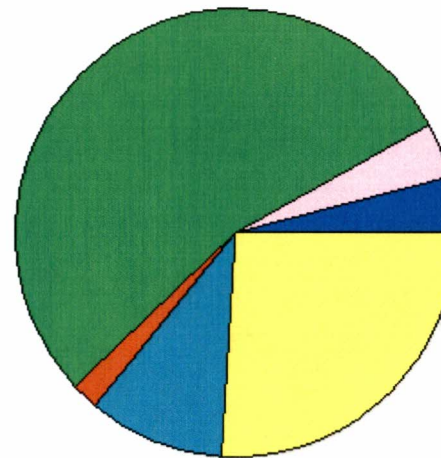
TIF Increment Value

Retained TIF Value

Net Assessed Value 725,805

Net Assessed Under Protest

* Public Service Protests Values are not included on this report.



Real	Count	Value
Agricultural	0	0
Commercial	3	6,361
Residential	147	174,945
Total Real Value	150	181,306
Homestead	30	30,896
Veteran	1	2,100
Other	0	0
Total Exempt	33	32,996

TIF Increment Value

Net Assessed 148,310

Net Assessed Under Protest

Senior Freeze	4	10,126
Capped Parcels	155	538,163

Personal	Count	Value
Agricultural	0	0
Commercial	5	1,271
Mobile Home	2	3,816
Total Personal	7	5,087
Total Exempt	0	0

TIF Increment Value

Net Assessed 5,087

Net Assessed Under Protest

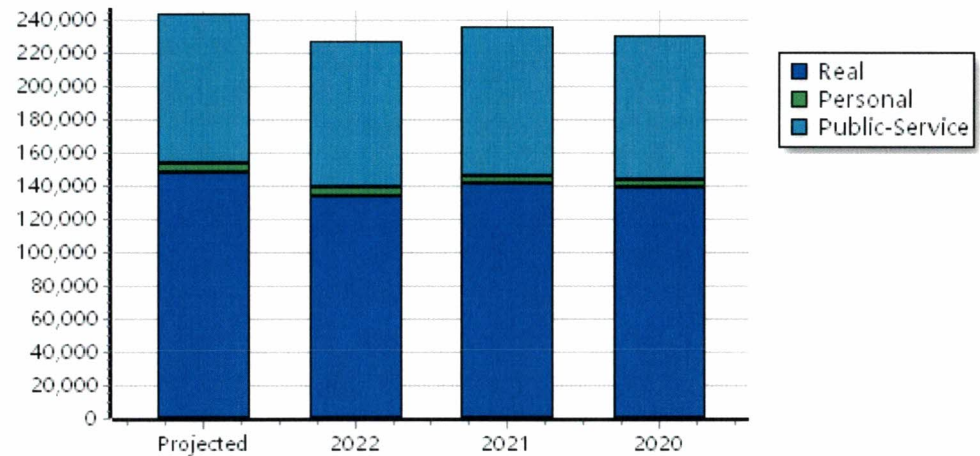
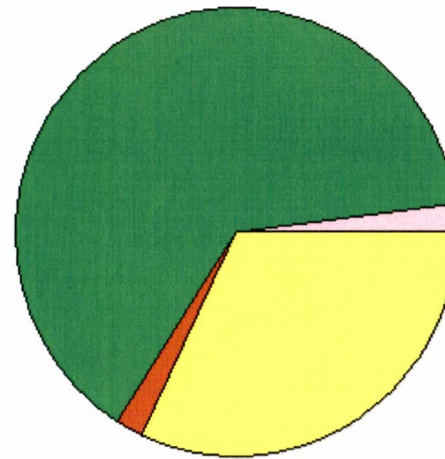
Public Service	Count	Value
Total PS Value	6	90,170
TIF Increment Value		
Net Assessed		90,170

District Totals

Total Gross Value	276,563
Homestead Loss	30,896
Other Exemption Loss	2,100
TIF Increment Value	
Retained TIF Value	
Net Assessed Value	243,567

Net Assessed Under Protest

* Public Service Protests Values are not included on this report.



Real	Count	Value
Agricultural	15	34,175
Commercial	89	1,407,060
Residential	632	2,898,384
Total Real Value	736	4,339,619
Homestead	177	189,305
Veteran	10	84,320
Other	0	0
Total Exempt	205	273,625

TIF Increment Value

Net Assessed 4,065,994

Net Assessed Under Protest

Senior Freeze	44	175,604
Capped Parcels	637	2,039,410

Personal	Count	Value
Agricultural	3	1,123
Commercial	94	645,335
Mobile Home	21	19,772
Total Personal	118	666,230
Total Exempt	0	0

TIF Increment Value

Net Assessed 666,230

Net Assessed Under Protest

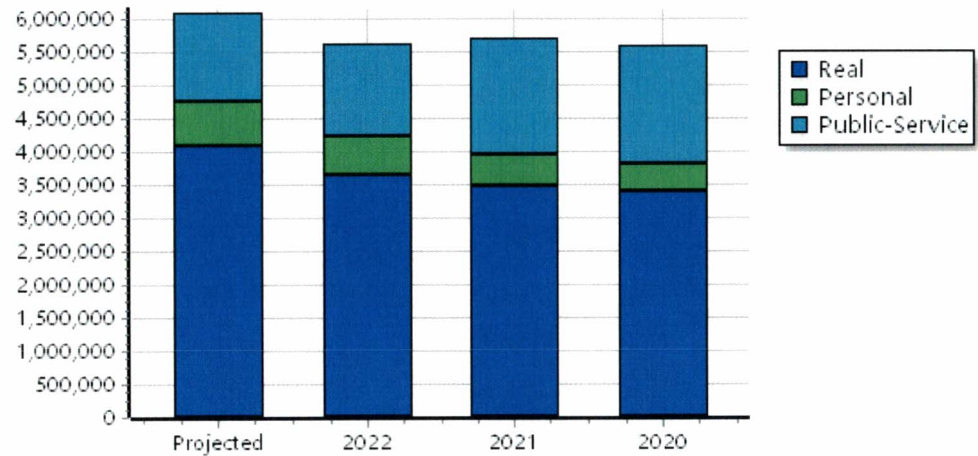
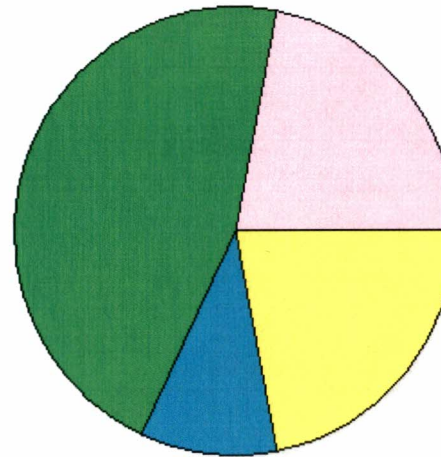
Public Service	Count	Value
Total PS Value	13	1,345,177
TIF Increment Value		
Net Assessed		1,345,177

District Totals

Total Gross Value	6,351,026
Homestead Loss	189,305
Other Exemption Loss	84,320
TIF Increment Value	
Retained TIF Value	
Net Assessed Value	6,077,401

Net Assessed Under Protest

* Public Service Protests Values are not included on this report.



Real	Count	Value
Agricultural	56	200,907
Commercial	52	739,171
Residential	292	1,081,436
Total Real Value	400	2,021,514

Homestead	57	64,634
Veteran	12	78,895
Other	0	0
Total Exempt	79	143,529

TIF Increment Value

Net Assessed 1,877,985

Net Assessed Under Protest

Senior Freeze	8	24,667
Capped Parcels	279	971,320

Personal	Count	Value
Agricultural	1	1,782
Commercial	27	545,353
Mobile Home	18	25,338
Total Personal	46	572,473

Total Exempt 0

TIF Increment Value

Net Assessed 572,473

Net Assessed Under Protest

Public Service	Count	Value
Total PS Value	10	663,197

TIF Increment Value

Net Assessed 663,197

District Totals

Total Gross Value	3,257,184
Homestead Loss	64,634
Other Exemption Loss	78,895

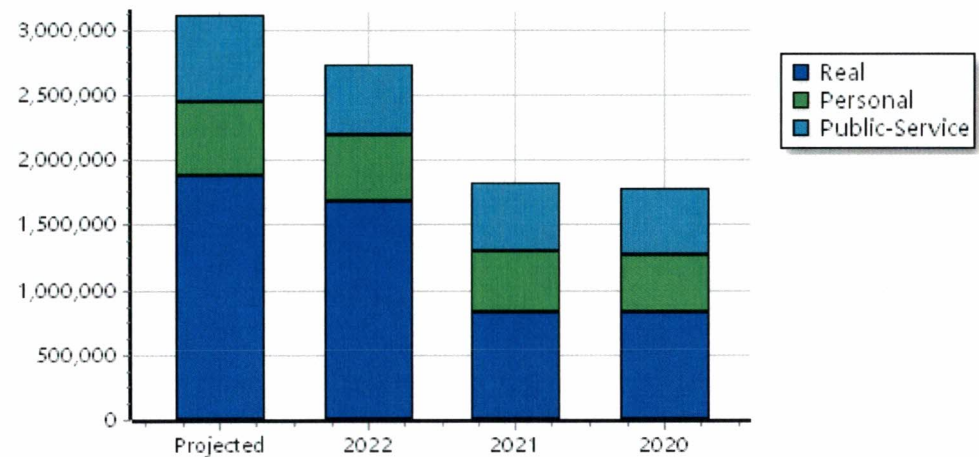
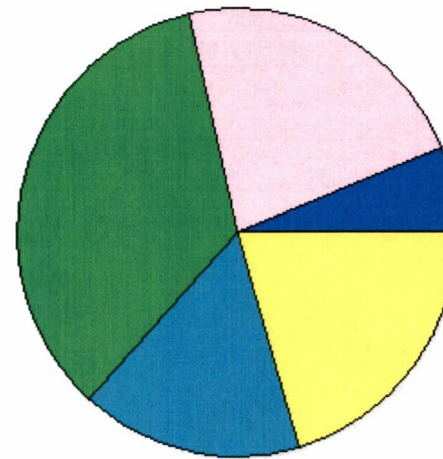
TIF Increment Value

Retained TIF Value


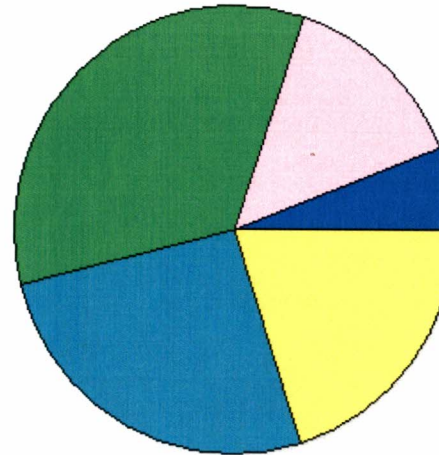
Net Assessed Value 3,113,655

Net Assessed Under Protest

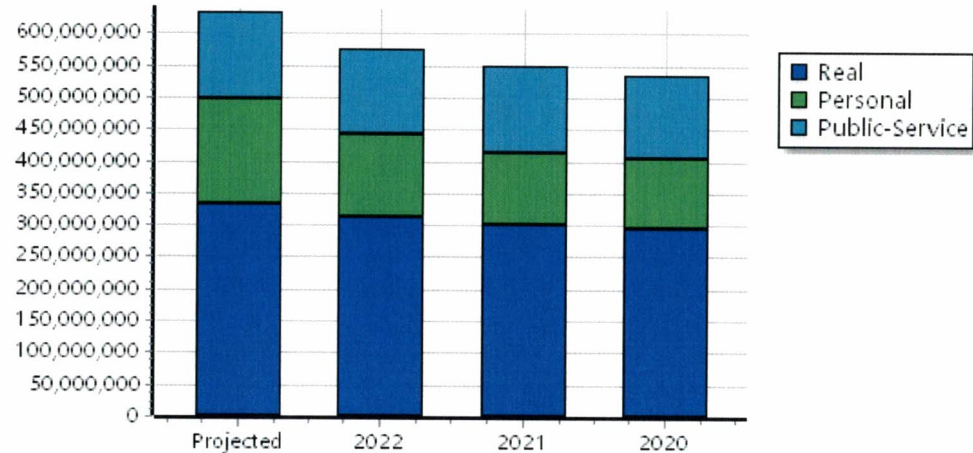
* Public Service Protests Values are not included on this report.



Real	Count	Value
Agricultural	8,342	35,778,706
Commercial	2,794	94,279,235
Residential	33,652	225,280,746
Total Real Value	44,788	355,338,687
Homestead	10,424	10,982,808
Veteran	1,002	12,724,046
Other	0	0
Total Exempt	12,173	23,706,854
TIF Increment Value		1,809,396
Net Assessed		329,822,437
Net Assessed Under Protest		
Senior Freeze	1,691	6,659,006
Capped Parcels	20,195	123,950,321



Personal	Count	Value
Agricultural	1,989	3,594,027
Commercial	2,477	180,361,250
Mobile Home	988	1,625,798
Total Personal	5,454	185,581,075
Total Exempt	334	20,250,005
TIF Increment Value		691,299
Net Assessed		164,639,771
Net Assessed Under Protest		
Public Service	Count	Value
Total PS Value	328	135,630,972
TIF Increment Value		0
Net Assessed		135,630,972




District Totals	
Total Gross Value	676,550,734
Homestead Loss	10,982,808
Other Exemption Loss	32,974,051
TIF Increment Value	2,500,695
Retained TIF Value	
Net Assessed Value	630,093,180
Net Assessed Under Protest	

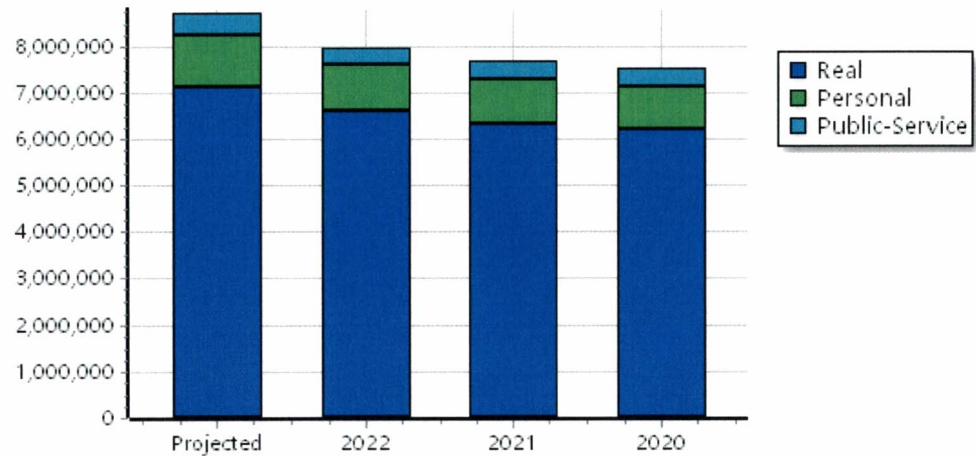
TIF Project Summary						
Code	Description	Expires	Base Value	Increment Value	Retained Inc	Total Value
1	20A-MT 1	2034	787,960	2,500,695		3,288,655
Total TIF Valuation :			787,960	2,500,695	0	3,288,655

* Public Service Protests Values are not included on this report.

Real	Count	Value
Agricultural	211	1,116,792
Commercial	7	49,532
Residential	648	5,955,079
Total Real Value	866	7,121,403
Homestead	292	0
Veteran	26	0
Other	0	0
Total Exempt	327	0
TIF Increment Value		0
Net Assessed		7,121,403
Net Assessed Under Protest		
Senior Freeze	42	239,590
Capped Parcels	441	2,331,733




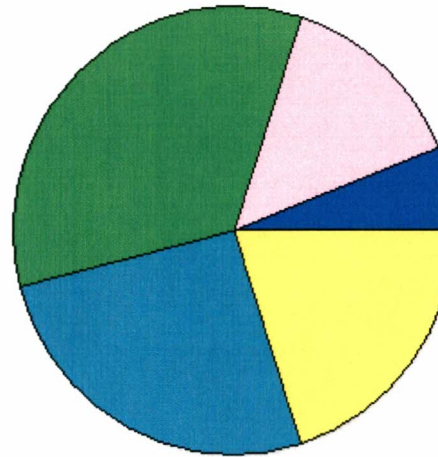
Personal	Count	Value
Agricultural	66	84,480
Commercial	28	972,928
Mobile Home	16	32,703
Total Personal	110	1,090,111
Total Exempt	11	0
TIF Increment Value		0
Net Assessed		1,090,111
Net Assessed Under Protest		
Public Service	Count	Value
Total PS Value	6	491,386
TIF Increment Value		0
Net Assessed		491,386



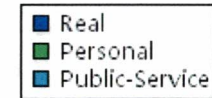
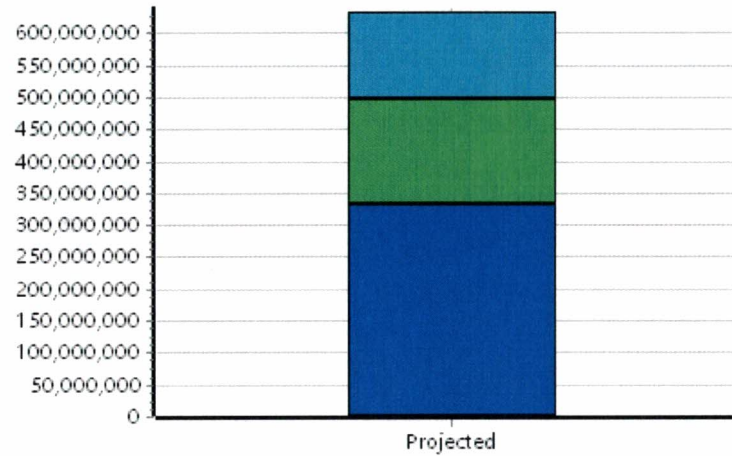
District Totals	
Total Gross Value	8,702,900
Homestead Loss	0
Other Exemption Loss	0
TIF Increment Value	0
Retained TIF Value	0
Net Assessed Value	8,702,900
Net Assessed Under Protest	

* Public Service Protests Values are not included on this report.

Real	Count	Value
Agricultural	8,342	35,778,706
Commercial	2,794	94,279,235
Residential	33,652	225,280,746
Total Real Value	44,788	355,338,687
Homestead	10,424	10,982,808
Veteran	1,002	12,724,046
Other	0	0
Total Exempt	12,173	23,706,854
TIF Increment Value		1,809,396
Net Assessed		329,822,437
Net Assessed Under Protest		
Senior Freeze	1,691	6,659,006
Capped Parcels	20,195	123,950,321



Personal	Count	Value
Agricultural	1,989	3,594,027
Commercial	2,477	180,361,250
Mobile Home	988	1,625,798
Total Personal	5,454	185,581,075
Total Exempt	334	20,250,005
TIF Increment Value		691,299
Net Assessed		164,639,771
Net Assessed Under Protest		
Public Service	Count	Value
Total PS Value	328	135,630,972
TIF Increment Value		0
Net Assessed		135,630,972



District Totals	
Total Gross Value	676,550,734
Homestead Loss	10,982,808
Other Exemption Loss	32,974,051
TIF Increment Value	2,500,695
Retained TIF Value	
Net Assessed Value	630,093,180
Net Assessed Under Protest	

* Public Service Protests Values are not included on this report.

TIF Project Summary						
Code	Description	Expires	Base Value	Increment Value	Retained Inc	Total Value
1	20A-MT 1	2034	787,960	2,500,695		3,288,655
Total TIF Valuation :			787,960	2,500,695	0	3,288,655

Real	Count	Value
Agricultural	400	1,922,605
Commercial	4	6,701
Residential	303	1,451,295
Total Real Value	707	3,380,601
Homestead	170	170,450
Veteran	9	80,400
Other	0	0
Total Exempt	185	250,850

TIF Increment Value

Net Assessed 3,129,751

Net Assessed Under Protest

Senior Freeze	22	101,798
Capped Parcels	550	1,985,236

Personal	Count	Value
Agricultural	87	194,815
Commercial	16	69,749
Mobile Home	15	47,753
Total Personal	118	312,317
Total Exempt	16	3,200

TIF Increment Value

Net Assessed 309,117

Net Assessed Under Protest

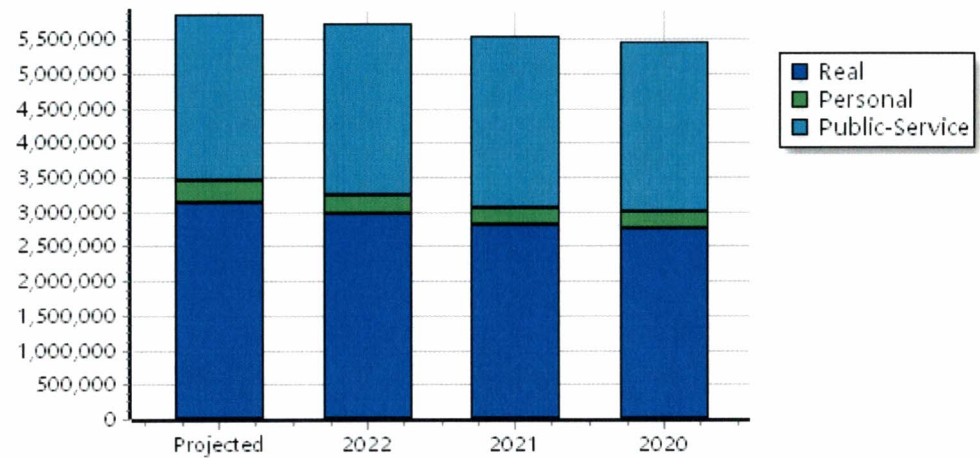
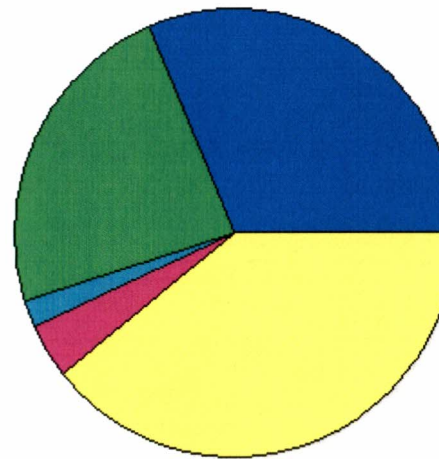
Public Service	Count	Value
Total PS Value	19	2,415,580
TIF Increment Value		
Net Assessed		2,415,580

District Totals

Total Gross Value	6,108,498
Homestead Loss	170,450
Other Exemption Loss	83,600
TIF Increment Value	
Retained TIF Value	
Net Assessed Value	5,854,448

Net Assessed Under Protest

* Public Service Protests Values are not included on this report.



Real	Count	Value
Agricultural	1,106	5,865,285
Commercial	174	1,790,677
Residential	2,869	10,701,651
Total Real Value	4,149	18,357,613

Homestead	689	721,107
Veteran	56	674,502
Other	0	0
Total Exempt	789	1,395,609

TIF Increment Value

Net Assessed 16,962,004

Net Assessed Under Protest

Senior Freeze	115	660,347
Capped Parcels	1,660	12,221,730

Personal	Count	Value
Agricultural	281	571,623
Commercial	148	13,008,472
Mobile Home	129	216,594
Total Personal	558	13,796,689

Total Exempt 54 26,020

TIF Increment Value

Net Assessed 13,770,669

Net Assessed Under Protest

Public Service	Count	Value
Total PS Value	39	9,814,431

TIF Increment Value

Net Assessed 9,814,431

District Totals

Total Gross Value	41,968,733
Homestead Loss	721,107
Other Exemption Loss	700,522

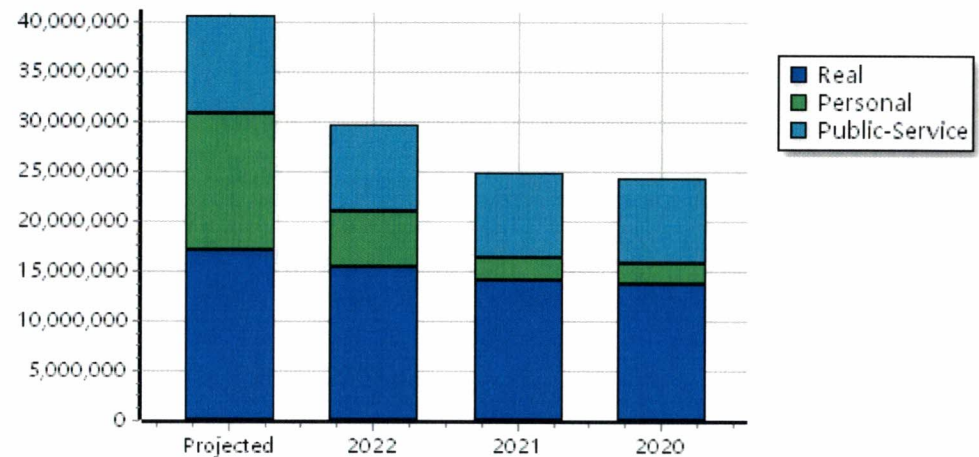
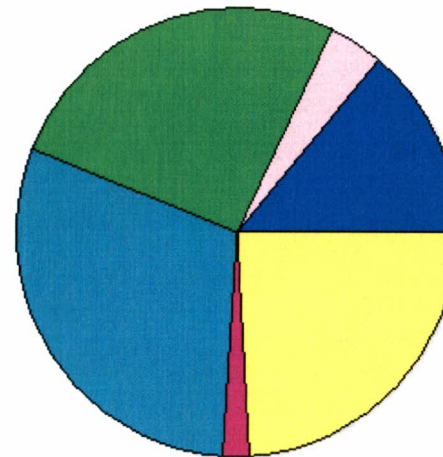
TIF Increment Value

Retained TIF Value


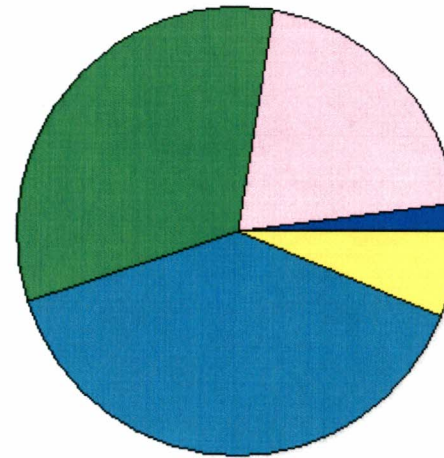
Net Assessed Value 40,547,104

Net Assessed Under Protest

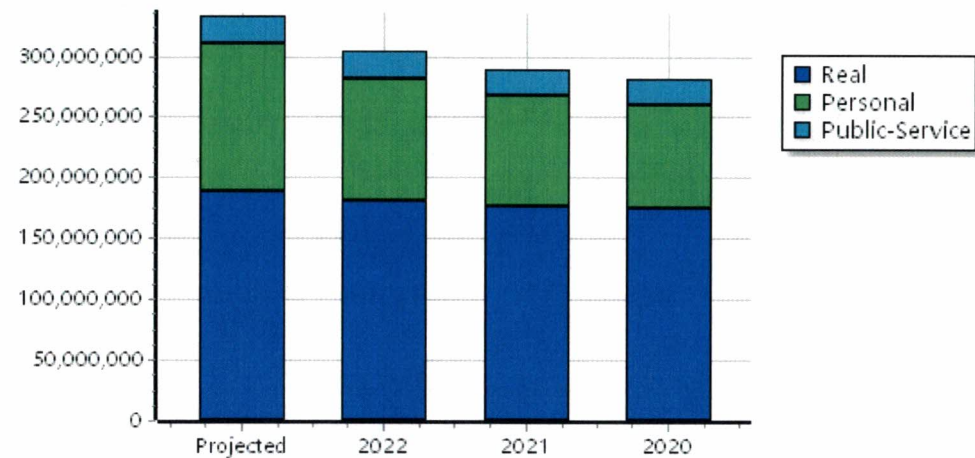
* Public Service Protests Values are not included on this report.



Real	Count	Value
Agricultural	1,348	6,768,357
Commercial	1,984	74,920,894
Residential	18,968	117,615,027
Total Real Value	22,300	199,304,278
Homestead	5,218	5,530,115
Veteran	477	5,995,578
Other	0	0
Total Exempt	6,103	11,525,693
TIF Increment Value		1,809,396
Net Assessed		185,969,189
Net Assessed Under Protest		
Senior Freeze	869	2,261,574
Capped Parcels	6,995	62,728,924



Personal	Count	Value
Agricultural	357	511,521
Commercial	1,559	136,462,371
Mobile Home	331	466,138
Total Personal	2,247	137,440,030
Total Exempt	85	15,163,253
TIF Increment Value		691,299
Net Assessed		121,585,478
Net Assessed Under Protest		
Public Service		
Total PS Value	62	22,663,213
TIF Increment Value		0
Net Assessed		22,663,213


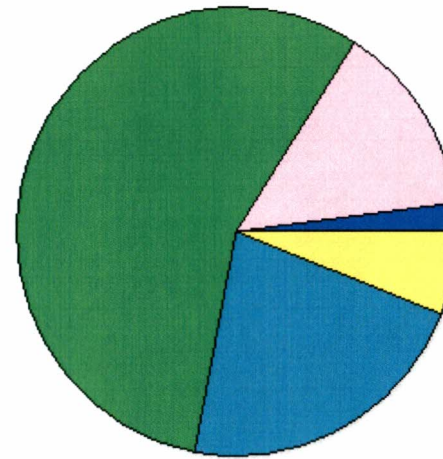


District Totals	
Total Gross Value	359,407,521
Homestead Loss	5,530,115
Other Exemption Loss	21,158,831
TIF Increment Value	2,500,695
Retained TIF Value	
Net Assessed Value	330,217,880
Net Assessed Under Protest	

TIF Project Summary						
Code	Description	Expires	Base Value	Increment Value	Retained Inc	Total Value
1	20A-MT 1	2034	787,960	2,500,695		3,288,655
Total TIF Valuation :			787,960	2,500,695	0	3,288,655

* Public Service Protests Values are not included on this report.

Real	Count	Value
Agricultural	287	1,287,175
Commercial	181	8,890,200
Residential	3,126	37,009,109
Total Real Value	3,594	47,186,484
Homestead	1,254	1,301,160
Veteran	124	2,082,936
Other	0	0
Total Exempt	1,434	3,384,096



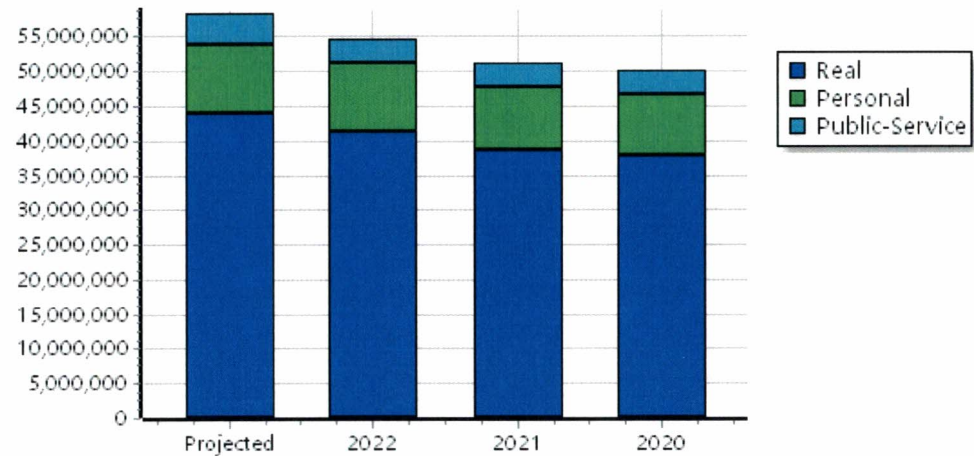
TIF Increment Value

Net Assessed 43,802,388

Net Assessed Under Protest

Senior Freeze	200	870,705
Capped Parcels	1,912	13,077,524

Personal	Count	Value
Agricultural	85	119,266
Commercial	187	13,854,501
Mobile Home	96	99,972
Total Personal	368	14,073,739
Total Exempt	18	4,053,776



TIF Increment Value

Net Assessed 10,019,963

Net Assessed Under Protest

Public Service	Count	Value
Total PS Value	28	4,476,418


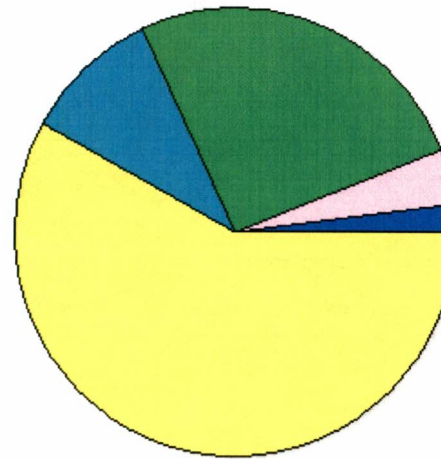
TIF Increment Value

Net Assessed 4,476,418

District Totals	
Total Gross Value	65,736,641
Homestead Loss	1,301,160
Other Exemption Loss	6,136,712
TIF Increment Value	
Retained TIF Value	
Net Assessed Value	58,298,769
Net Assessed Under Protest	

* Public Service Protests Values are not included on this report.

Real	Count	Value
Agricultural	510	2,431,797
Commercial	174	5,423,906
Residential	2,781	32,467,606
Total Real Value	3,465	40,323,309
Homestead	892	930,592
Veteran	107	2,001,215
Other	0	0
Total Exempt	1,046	2,931,807



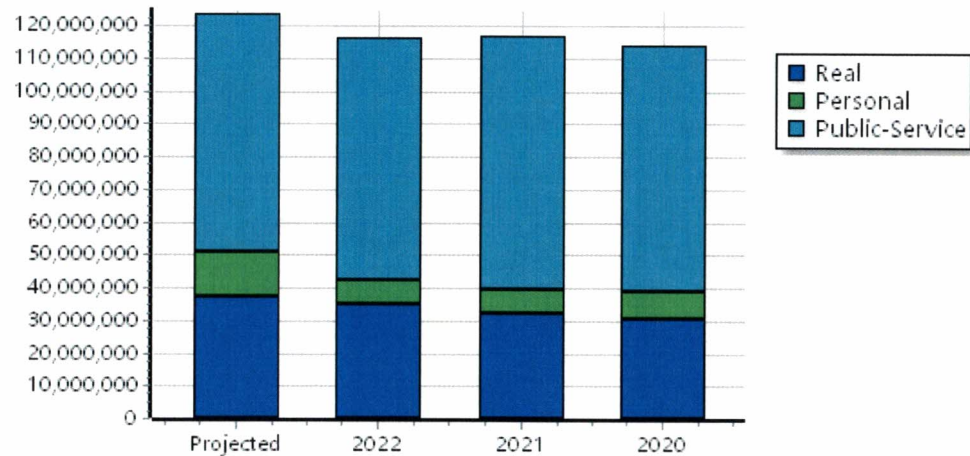
TIF Increment Value

Net Assessed 37,391,502

Net Assessed Under Protest

Senior Freeze	109	598,568
Capped Parcels	1,881	10,741,138

Personal	Count	Value
Agricultural	133	207,760
Commercial	220	13,446,559
Mobile Home	130	113,098
Total Personal	483	13,767,417
Total Exempt	18	469,771



TIF Increment Value

Net Assessed 13,297,646

Net Assessed Under Protest

Public Service	Count	Value
Total PS Value	31	72,705,069

TIF Increment Value

Net Assessed 72,705,069

District Totals	
Total Gross Value	126,795,795
Homestead Loss	930,592
Other Exemption Loss	2,470,986
TIF Increment Value	
Retained TIF Value	
Net Assessed Value	123,394,217

Net Assessed Under Protest

* Public Service Protests Values are not included on this report.

Real	Count	Value
Agricultural	293	1,061,373
Commercial	19	52,516
Residential	543	2,648,773
Total Real Value	855	3,762,662
Homestead	219	224,121
Veteran	49	320,034
Other	0	0
Total Exempt	279	544,155

TIF Increment Value

Net Assessed 3,218,507

Net Assessed Under Protest

Senior Freeze	32	205,554
Capped Parcels	532	2,153,555

Personal	Count	Value
Agricultural	87	104,033
Commercial	30	130,597
Mobile Home	37	92,016
Total Personal	154	326,646
Total Exempt	21	3,991

TIF Increment Value

Net Assessed 322,655

Net Assessed Under Protest

Public Service	Count	Value
Total PS Value	22	4,620,810

TIF Increment Value

Net Assessed 4,620,810

District Totals

Total Gross Value	8,710,118
Homestead Loss	224,121
Other Exemption Loss	324,025

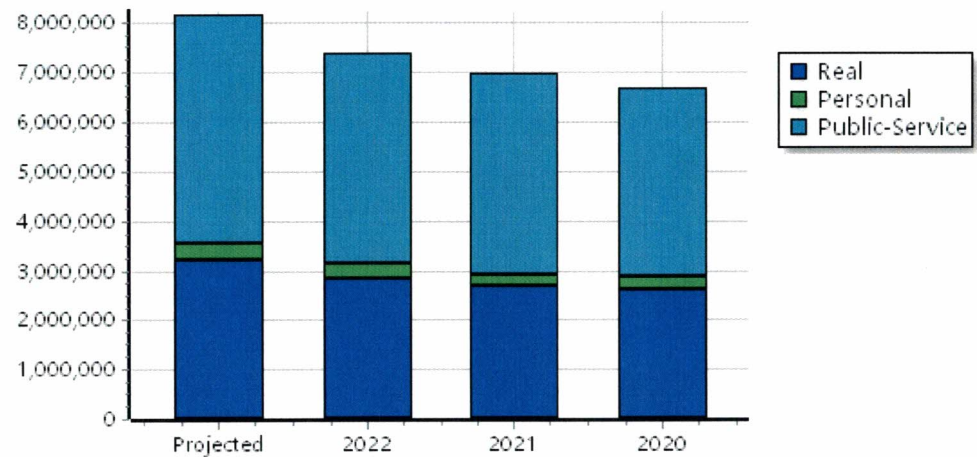
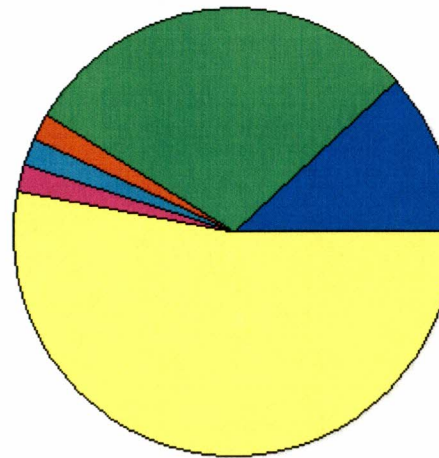
TIF Increment Value

Retained TIF Value

Net Assessed Value 8,161,972

Net Assessed Under Protest

* Public Service Protests Values are not included on this report.



Real	Count	Value
Agricultural	1,119	3,215,066
Commercial	62	938,571
Residential	702	3,467,277
Total Real Value	1,883	7,620,914
Homestead	321	347,762
Veteran	52	406,817
Other	0	0
Total Exempt	408	754,579

TIF Increment Value

Net Assessed 6,866,335

Net Assessed Under Protest

Senior Freeze	60	353,790
Capped Parcels	1,147	3,859,721

Personal	Count	Value
Agricultural	182	407,897
Commercial	60	2,101,723
Mobile Home	49	100,010
Total Personal	291	2,609,630
Total Exempt	22	510,518

TIF Increment Value

Net Assessed 2,099,112

Net Assessed Under Protest

Public Service	Count	Value
Total PS Value	24	1,183,314

TIF Increment Value

Net Assessed 1,183,314

District Totals

Total Gross Value	11,413,858
Homestead Loss	347,762
Other Exemption Loss	917,335

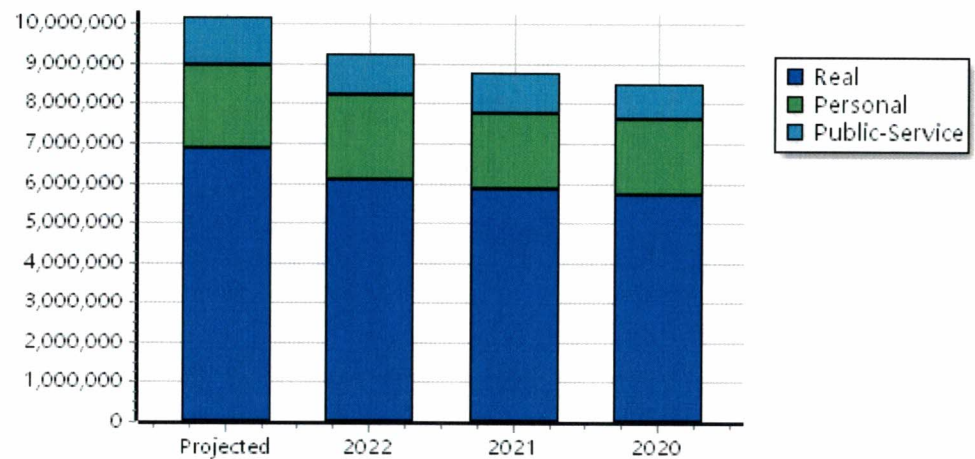
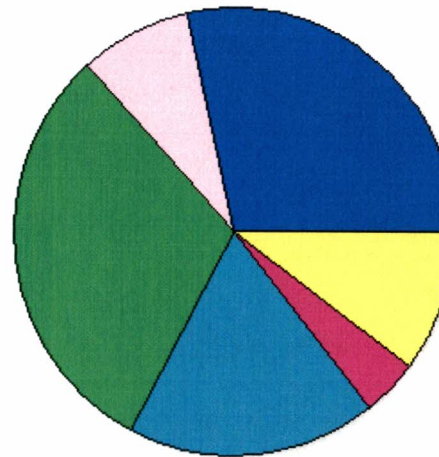
TIF Increment Value

Retained TIF Value

Net Assessed Value 10,148,761

Net Assessed Under Protest

* Public Service Protests Values are not included on this report.



Real	Count	Value
Agricultural	802	3,753,452
Commercial	99	1,601,141
Residential	1,332	8,030,103
Total Real Value	2,233	13,384,696

Homestead	556	582,172
Veteran	42	433,556
Other	0	0
Total Exempt	635	1,015,728

TIF Increment Value

Net Assessed 12,368,968

Net Assessed Under Protest

Senior Freeze	98	589,672
Capped Parcels	1,700	5,858,756

Personal	Count	Value
Agricultural	215	448,187
Commercial	130	844,167
Mobile Home	64	153,493
Total Personal	409	1,445,847

Total Exempt 32 6,320

TIF Increment Value

Net Assessed 1,439,527

Net Assessed Under Protest

Public Service	Count	Value
Total PS Value	27	3,591,327

TIF Increment Value

Net Assessed 3,591,327

District Totals

Total Gross Value	18,421,870
Homestead Loss	582,172
Other Exemption Loss	439,876

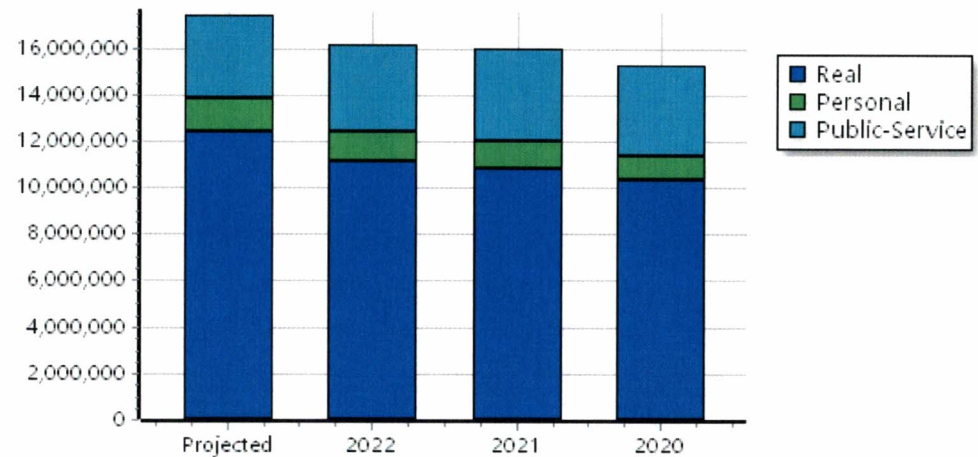
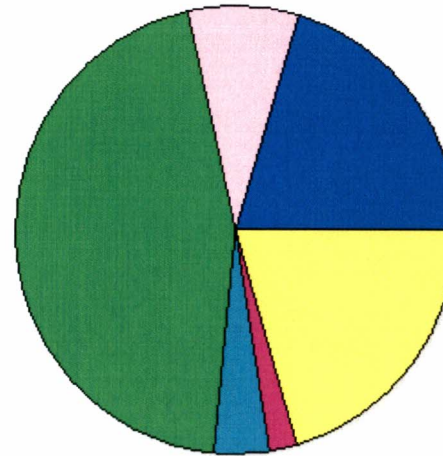
TIF Increment Value

Retained TIF Value

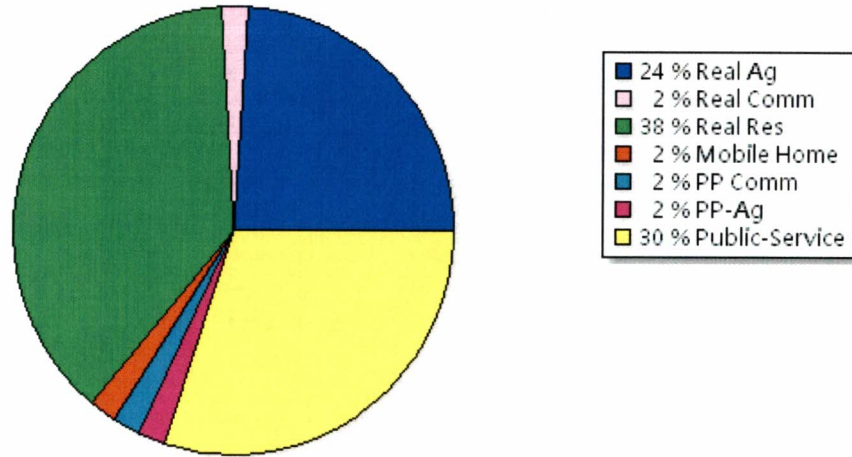
Net Assessed Value 17,399,822

Net Assessed Under Protest

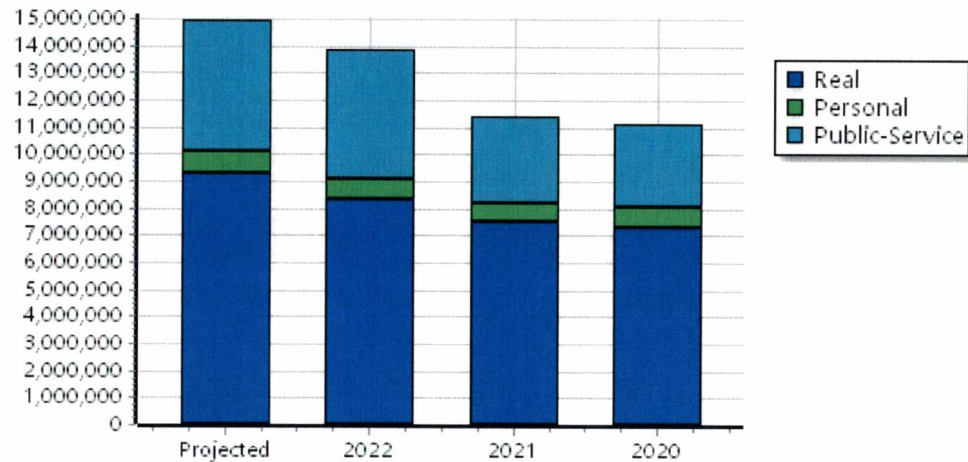
* Public Service Protests Values are not included on this report.



Real	Count	Value
Agricultural	728	3,923,787
Commercial	11	205,867
Residential	780	6,055,088
Total Real Value	1,519	10,184,742
Homestead	450	471,626
Veteran	41	432,650
Other	0	0
Total Exempt	519	904,276
TIF Increment Value		
Net Assessed		9,280,466
Net Assessed Under Protest		
Senior Freeze	69	411,815
Capped Parcels	1,076	4,141,424



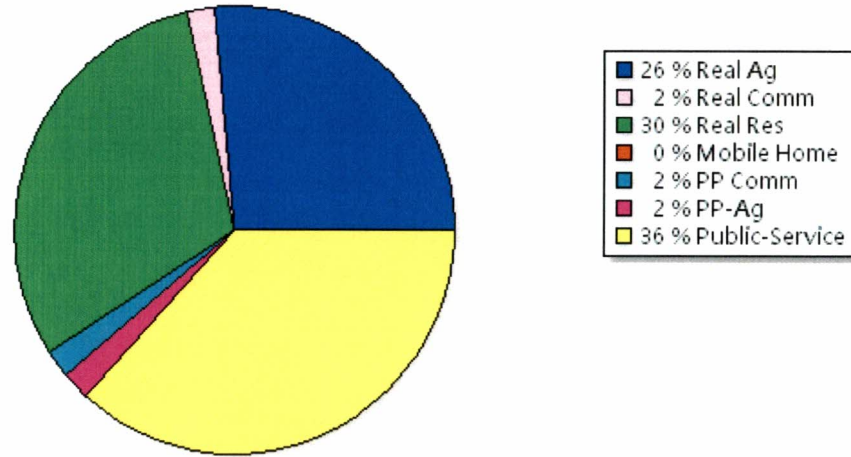
Personal	Count	Value
Agricultural	236	457,330
Commercial	44	164,842
Mobile Home	71	182,473
Total Personal	351	804,645
Total Exempt	29	5,567
TIF Increment Value		
Net Assessed		799,078
Net Assessed Under Protest		
Public Service	Count	Value
Total PS Value	25	4,862,005
TIF Increment Value		
Net Assessed		4,862,005



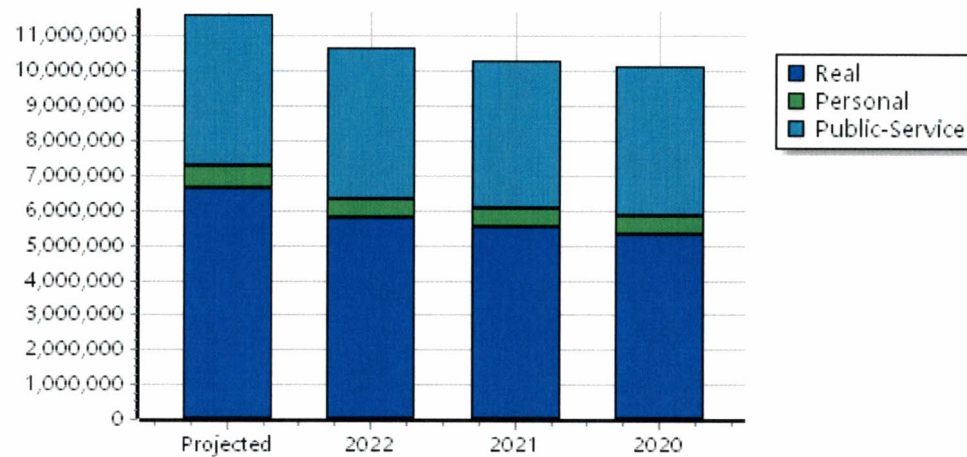
District Totals	
Total Gross Value	15,851,392
Homestead Loss	471,626
Other Exemption Loss	438,217
TIF Increment Value	
Retained TIF Value	
Net Assessed Value	14,941,549
Net Assessed Under Protest	

* Public Service Protests Values are not included on this report.

Real	Count	Value
Agricultural	1,186	3,261,676
Commercial	52	353,377
Residential	1,217	3,721,930
Total Real Value	2,455	7,336,983
Homestead	447	478,189
Veteran	32	207,757
Other	0	0
Total Exempt	529	685,946
TIF Increment Value		
Net Assessed		6,651,037
Net Assessed Under Protest		
Senior Freeze	78	433,837
Capped Parcels	1,761	4,491,008



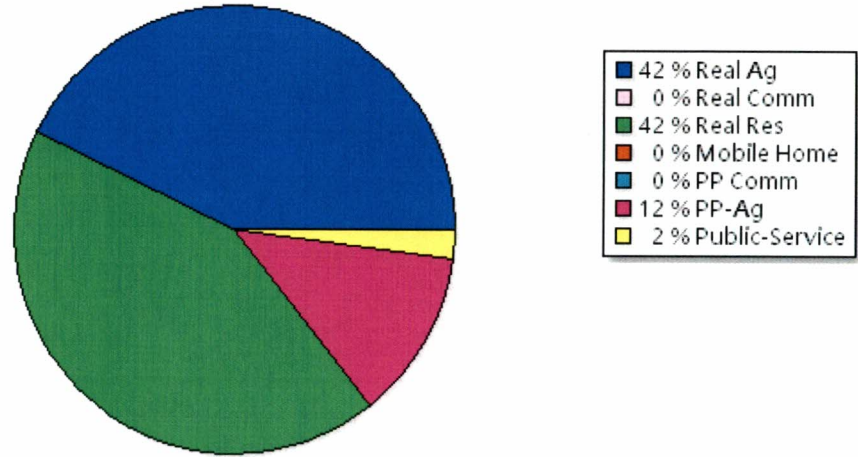
Personal	Count	Value
Agricultural	221	363,831
Commercial	53	188,022
Mobile Home	36	77,206
Total Personal	310	629,059
Total Exempt	28	5,389
TIF Increment Value		
Net Assessed		623,670
Net Assessed Under Protest		
Public Service	Count	Value
Total PS Value	19	4,333,866
TIF Increment Value		
Net Assessed		4,333,866



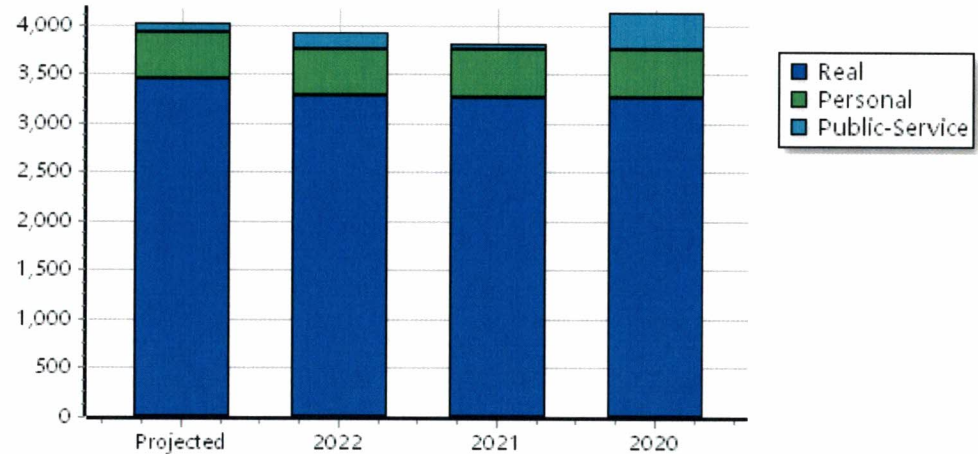
District Totals	
Total Gross Value	12,299,908
Homestead Loss	478,189
Other Exemption Loss	213,146
TIF Increment Value	
Retained TIF Value	
Net Assessed Value	11,608,573
Net Assessed Under Protest	

* Public Service Protests Values are not included on this report.

Real	Count	Value
Agricultural	4	1,723
Commercial	0	0
Residential	6	1,720
Total Real Value	10	3,443
Homestead	0	0
Veteran	0	0
Other	0	0
Total Exempt	0	0
TIF Increment Value		
Net Assessed		3,443
Net Assessed Under Protest		
Senior Freeze	0	0
Capped Parcels	9	4,629



Personal	Count	Value
Agricultural	1	480
Commercial	0	0
Mobile Home	0	0
Total Personal	1	480
Total Exempt	0	0
TIF Increment Value		
Net Assessed		480
Net Assessed Under Protest		
Public Service		
Total PS Value	1	104
TIF Increment Value		
Net Assessed		104



District Totals	
Total Gross Value	4,027
Homestead Loss	0
Other Exemption Loss	0
TIF Increment Value	
Retained TIF Value	
Net Assessed Value	4,027
Net Assessed Under Protest	

* Public Service Protests Values are not included on this report.

Real	Count	Value
Agricultural	438	1,744,738
Commercial	33	93,066
Residential	723	1,314,634
Total Real Value	1,194	3,152,438
Homestead	149	159,618
Veteran	10	56,973
Other	0	0
Total Exempt	176	216,591

TIF Increment Value

Net Assessed 2,935,847

Net Assessed Under Protest

Senior Freeze	26	114,656
Capped Parcels	608	2,029,528

Personal	Count	Value
Agricultural	84	184,193
Commercial	27	89,815
Mobile Home	20	56,991
Total Personal	131	330,999
Total Exempt	9	1,800

TIF Increment Value

Net Assessed 329,199

Net Assessed Under Protest

Public Service	Count	Value
Total PS Value	24	2,878,275

TIF Increment Value

Net Assessed 2,878,275

District Totals

Total Gross Value	6,361,712
Homestead Loss	159,618
Other Exemption Loss	58,773

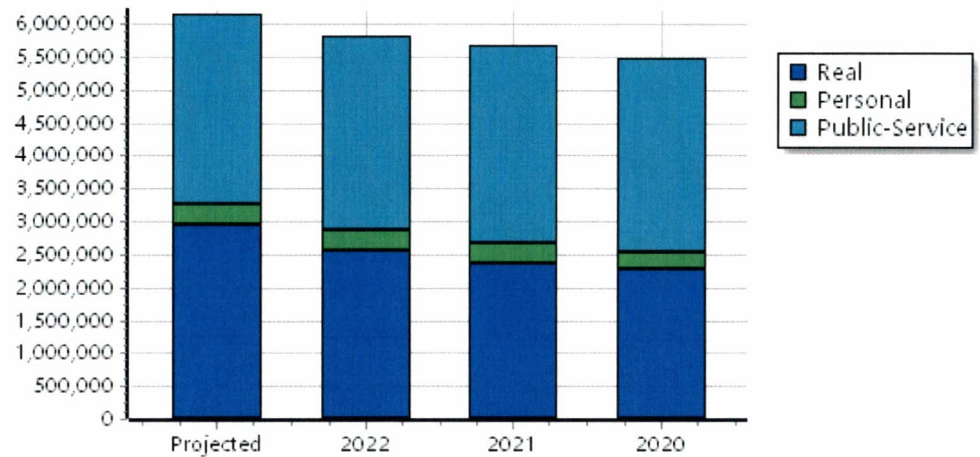
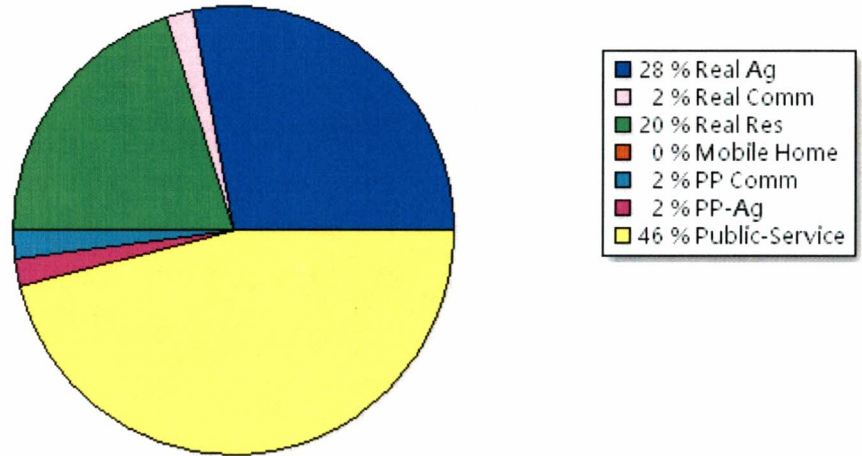
TIF Increment Value

Retained TIF Value

Net Assessed Value 6,143,321

Net Assessed Under Protest

* Public Service Protests Values are not included on this report.



Real	Count	Value
Agricultural	121	541,672
Commercial	1	2,319
Residential	302	796,533
Total Real Value	424	1,340,524
Homestead	59	65,896
Veteran	3	31,628
Other	0	0
Total Exempt	70	97,524

TIF Increment Value

Net Assessed 1,243,000

Net Assessed Under Protest

Senior Freeze	13	56,690
Capped Parcels	364	657,148

Personal	Count	Value
Agricultural	20	23,091
Commercial	3	432
Mobile Home	10	20,054
Total Personal	33	43,577
Total Exempt	2	400

TIF Increment Value

Net Assessed 43,177

Net Assessed Under Protest

Public Service	Count	Value
Total PS Value	7	2,086,560
TIF Increment Value		
Net Assessed		2,086,560

District Totals

Total Gross Value	3,470,661
Homestead Loss	65,896
Other Exemption Loss	32,028

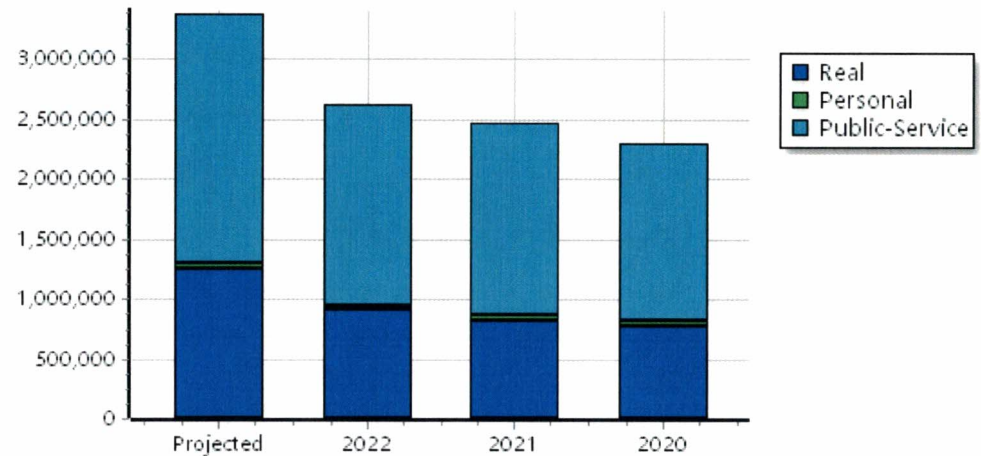
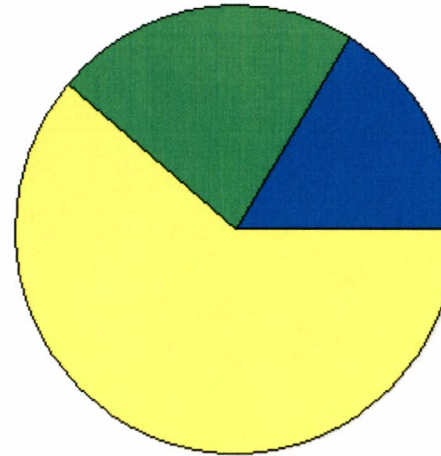
TIF Increment Value

Retained TIF Value

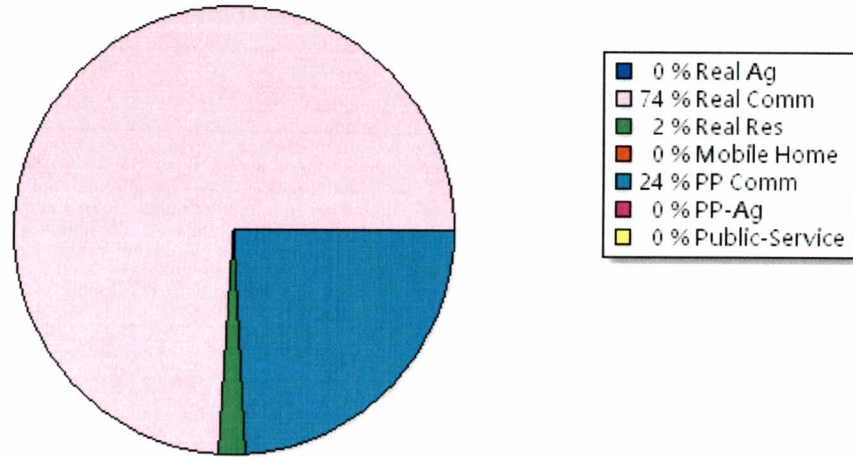
Net Assessed Value 3,372,737

Net Assessed Under Protest

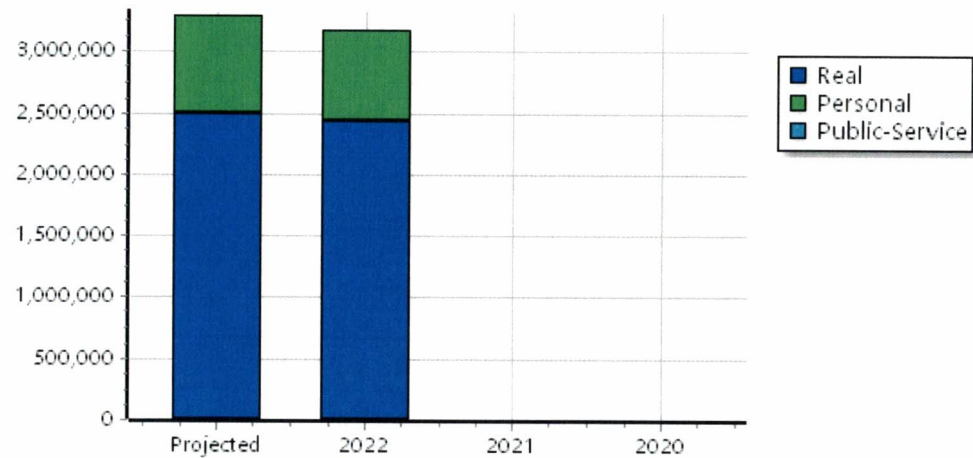
* Public Service Protests Values are not included on this report.



Real	Count	Value
Agricultural	0	0
Commercial	27	2,433,008
Residential	104	64,964
Total Real Value	131	2,497,972
Homestead	5	5,207
Veteran	1	2,269
Other	0	0
Total Exempt	7	7,476
TIF Base/Retained Value		681,100
Net Assessed		1,809,396
Net Assessed Under Protest		
Senior Freeze	2	0
Capped Parcels	182	511,209



Personal	Count	Value
Agricultural	0	0
Commercial	50	798,159
Mobile Home	0	0
Total Personal	50	798,159
Total Exempt	0	0
TIF Base/Retained Value		106,860
Net Assessed		691,299
Net Assessed Under Protest		
Public Service	Count	Value
Total PS Value	0	0
TIF Base/Retained Value		
Net Assessed		0

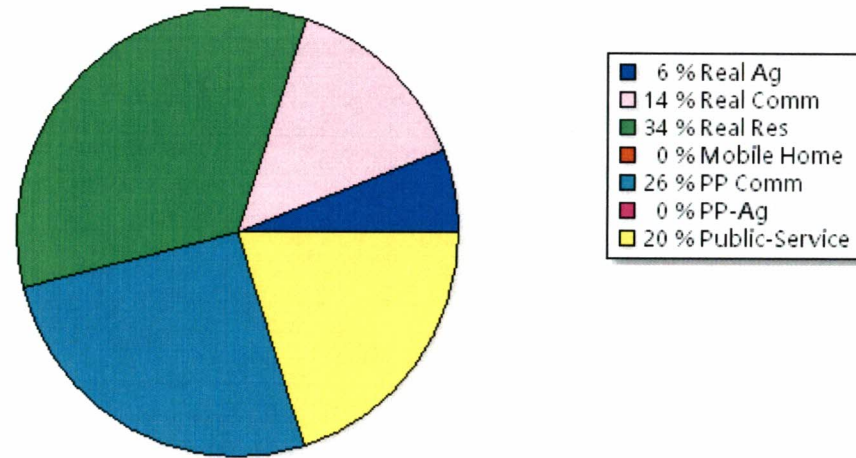


District Totals	
Total Gross Value	3,296,131
Homestead Loss	5,207
Other Exemption Loss	2,269
TIF Base Value	787,960
Base Retained Value	
Net Assessed Value	2,500,695
Net Assessed Under Protest	

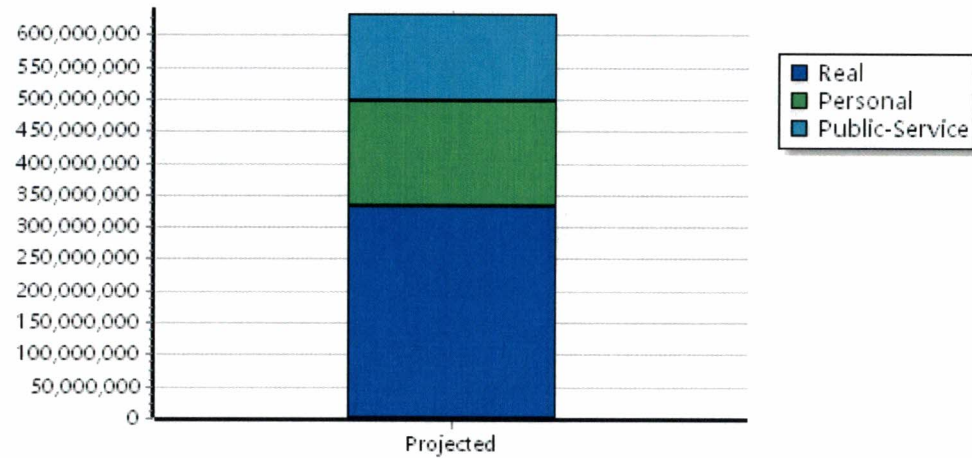
TIF Project Summary						
Code	Description	Expires	Base Value	Increment Value	Retained Inc	Total Value
1	20A-MT 1	2034	787,960	2,500,695		3,288,655
Total TIF Valuation :			787,960	2,500,695	0	3,288,655

* Public Service Protests Values are not included on this report.

Real	Count	Value
Agricultural	8,342	35,778,706
Commercial	2,794	94,279,235
Residential	33,652	225,280,746
Total Real Value	44,788	355,338,687
Homestead	10,424	10,982,808
Veteran	1,002	12,724,046
Other	0	0
Total Exempt	12,173	23,706,854
TIF Increment Value		1,809,396
Net Assessed		329,822,437
Net Assessed Under Protest		
Senior Freeze	1,691	6,659,006
Capped Parcels	20,195	123,950,321



Personal	Count	Value
Agricultural	1,989	3,594,027
Commercial	2,477	180,361,250
Mobile Home	988	1,625,798
Total Personal	5,454	185,581,075
Total Exempt	334	20,250,005
TIF Increment Value		691,299
Net Assessed		164,639,771
Net Assessed Under Protest		



Public Service	Count	Value
Total PS Value	328	135,630,972
TIF Increment Value		0
Net Assessed		135,630,972

District Totals	
Total Gross Value	676,550,734
Homestead Loss	10,982,808
Other Exemption Loss	32,974,051
TIF Increment Value	2,500,695
Retained TIF Value	
Net Assessed Value	630,093,180
Net Assessed Under Protest	

* Public Service Protests Values are not included on this report.

TIF Project Summary						
Code	Description	Expires	Base Value	Increment Value	Retained Inc	Total Value
1	20A-MT 1	2034	787,960	2,500,695		3,288,655
Total TIF Valuation :			787,960	2,500,695	0	3,288,655